DIAMANTEK

DOOR HANDLE FACTORY



pull handles | stainless steel, brass, wooden

Classic

PREMIUM (on request)

Brass Polished

Stainless steel AISI 316 Polished

Stainless steel AISI 316 Brushed

Powder (ESD) RAL

STANDARD

Stainless steel AISI 304 Polished

Stainless steel AISI 304 Brushed

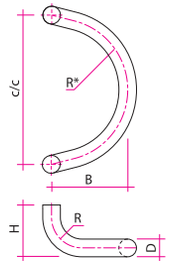

Classic KR

CODE	D	R	R*	B	H	c/c
KR-250/25	25	43	100	110	70	250
KR-300/25	25	43	150	210	70	300
KR-320/25	25	43	160	200	70	320
KR-300/32	32	56	150	205	82	300
KR-350/32	32	56	175	230	82	350
KR-380/32	32	56	190	240	82	380
KR-400/32	32	56	200	255	82	400

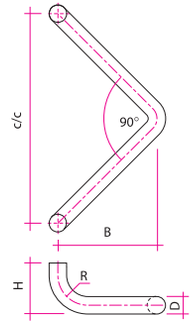

Classic V

CODE	D	R	B	H	c/c
V-250/25	25	43	107	70	250
V-300/25	25	43	132	70	300
V-300/32	32	56	127	82	300
V-400/32	32	56	177	82	400

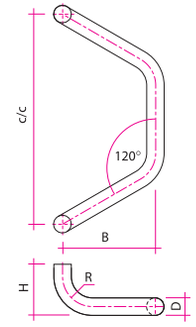

Classic W

CODE	D	R	B	H	c/c
W-300/25	25	43	130	70	300
W-400/32	32	56	165	82	400







See page 30 for FIXING options.

Depending on the choice of fixing nut, the h-height of the fixing nut is added to the H-height of the handle.

PREMIUM (on request)

Brass Polished

Stainless steel AISI 316 Polished

Powder (ESD) Brushed

Powder (ESD) RAL

STANDARD

Stainless steel AISI 304 Polished

Stainless steel AISI 304 Brushed

Classic







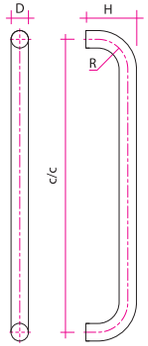

Classic K2

CODE	D	R	H	c/c
K2-250/19	19	25	59	250
K2-300/19	19	25	59	300
K2-400/19	19	25	59	400
K2-600/19	19	25	59	600
K2-250/20	20	38	65	250
K2-300/20	20	38	65	300
K2-400/20	20	38	65	400
K2-600/20	20	38	65	600
K2-800/20	20	38	65	800
K2-250/25	25	43	70	250
K2-300/25	25	43	70	300
K2-400/25	25	43	70	400
K2-600/25	25	43	70	600
K2-800/25	25	43	70	800
K2-1000/25	25	43	70	1000
K2-1200/25	25	43	70	1200
K2-400/30	30	50	80	400
K2-600/30	30	50	80	600
K2-800/30	30	50	80	800
K2-1000/30	30	50	80	1000
K2-1200/30	30	50	80	1200
K2-1400/30	30	50	80	1400
K2-1600/30	30	50	80	1600
K2-400/32	32	56	82	400
K2-600/32	32	56	82	600
K2-800/32	32	56	82	800
K2-1000/32	32	56	82	1000
K2-1200/32	32	56	82	1200
K2-1400/32	32	56	82	1400
K2-1600/32	32	56	82	1600
K2-400/38	38	70	108	400
K2-600/38	38	70	108	600
K2-800/38	38	70	108	800
K2-1000/38	38	70	108	1000
K2-1200/38	38	70	108	1200
K2-1400/38	38	70	108	1400
K2-1600/38	38	70	108	1600
K2-1800/38	38	70	108	1800
K2-2000/38	38	70	108	2000
K2-2200/38	38	70	108	2200

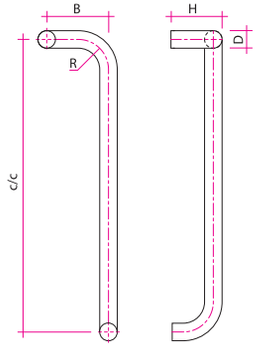

Classic K3

CODE	D	R	B	H	c/c
K3-400/25	25	43	86	70	400
K3-600/25	25	43	86	70	600
K3-800/25	25	43	86	70	800
K3-1000/25	25	43	86	70	1000
K3-1200/25	25	43	86	70	1200
K3-400/30	30	50	100	80	400
K3-600/30	30	50	100	80	600
K3-800/30	30	50	100	80	800
K3-1000/30	30	50	100	80	1000
K3-1200/30	30	50	100	80	1200
K3-1400/30	30	50	100	80	1400
K3-400/32	32	56	112	82	400
K3-600/32	32	56	112	82	600
K3-800/32	32	56	112	82	800
K3-1000/32	32	56	112	82	1000
K3-1200/32	32	56	112	82	1200
K3-1400/32	32	56	112	82	1400
K3-600/38	38	70	140	108	600
K3-800/38	38	70	140	108	800
K3-1000/38	38	70	140	108	1000
K3-1200/38	38	70	140	108	1200
K3-1400/38	38	70	140	108	1400

Available for Left Hand or Right Hand opening doors.
Please specify LH or RH when ordering.

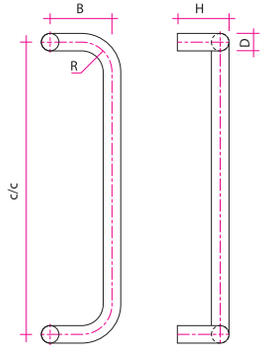

Classic K4

CODE	D	R	B	H	c/c
K4-250/19	19	25	100	59	250
K4-300/19	19	25	100	59	300
K4-400/19	19	25	100	59	400
K4-600/19	19	25	100	59	600
K4-250/20	20	38	92	65	250
K4-300/20	20	38	92	65	300
K4-400/20	20	38	92	65	400
K4-600/20	20	38	92	65	600
K4-800/20	20	38	92	65	800
K4-250/25	25	43	86	70	250
K4-300/25	25	43	86	70	300
K4-400/25	25	43	86	70	400
K4-600/25	25	43	86	70	600
K4-800/25	25	43	86	70	800
K4-1000/25	25	43	86	70	1000
K4-1200/25	25	43	86	70	1200
K4-400/30	30	50	100	80	400
K4-600/30	30	50	100	80	600
K4-800/30	30	50	100	80	800
K4-1000/30	30	50	100	80	1000
K4-1200/30	30	50	100	80	1200
K4-1400/30	30	50	100	80	1400
K4-1600/30	30	50	100	80	1600
K4-400/32	32	56	112	82	400
K4-600/32	32	56	112	82	600
K4-800/32	32	56	112	82	800
K4-1000/32	32	56	112	82	1000
K4-1200/32	32	56	112	82	1200
K4-1400/32	32	56	112	82	1400
K4-1600/32	32	56	112	82	1600
K4-600/38	38	70	140	108	600
K4-800/38	38	70	140	108	800
K4-1000/38	38	70	140	108	1000
K4-1200/38	38	70	140	108	1200
K4-1400/38	38	70	140	108	1400
K4-1600/38	38	70	140	108	1600
K4-1800/38	38	70	140	108	1800



Orders are possible with custom c/c mm specification.

See page 30 for FIXING options.

Depending on the choice of fixing nut, the h-height of the fixing nut is added to the H-height of the handle.

PREMIUM (on request)
Brass Polished
Stainless steel AISI 316 Polished
Stainless steel AISI 316 Brushed
Powder (ESD) RAL

STANDARD
Stainless steel AISI 304 Polished
Stainless steel AISI 304 Brushed

Classic Step







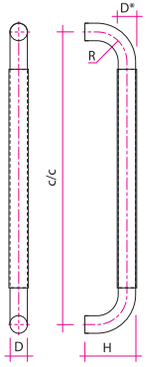

Classic Step A2

CODE	D	D*	R	H	c/c
A2-400/28	25	28	43	72	400
A2-600/28	25	28	43	72	600
A2-800/28	25	28	43	72	800
A2-1000/28	25	28	43	72	1000
A2-1200/28	25	28	43	72	1200
A2-1400/28	25	28	43	72	1400
A2-400/35	32	35	56	84	400
A2-600/35	32	35	56	84	600
A2-800/35	32	35	56	84	800
A2-1000/35	32	35	56	84	1000
A2-1200/35	32	35	56	84	1200
A2-1400/35	32	35	56	84	1400
A2-1600/35	32	35	56	84	1600
A2-1800/35	32	35	56	84	1800
A2-2000/35	32	35	56	84	2000
A2-2200/35	32	35	56	84	2200

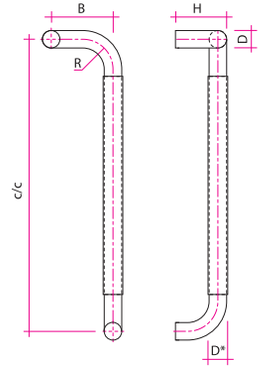

Classic Step A3

CODE	D	D*	R	B	H	c/c
A3-400/28	25	28	43	86	72	400
A3-600/28	25	28	43	86	72	600
A3-800/28	25	28	43	86	72	800
A3-1000/28	25	28	43	86	72	1000
A3-1200/28	25	28	43	86	72	1200
A3-1400/28	25	28	43	86	72	1400
A3-400/35	32	35	56	112	84	400
A3-600/35	32	35	56	112	84	600
A3-800/35	32	35	56	112	84	800
A3-1000/35	32	35	56	112	84	1000
A3-1200/35	32	35	56	112	84	1200
A3-1400/35	32	35	56	112	84	1400

Available for Left Hand or Right Hand opening doors.
Please specify LH or RH when ordering.

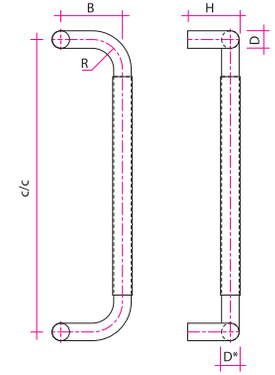

Classic Step A4

CODE	D	D*	R	B	H	c/c
A4-400/28	25	28	43	86	72	400
A4-600/28	25	28	43	86	72	600
A4-800/28	25	28	43	86	72	800
A4-1000/28	25	28	43	86	72	1000
A4-1200/28	25	28	43	86	72	1200
A4-1400/28	25	28	43	86	72	1400
A4-400/35	32	35	56	112	84	400
A4-600/35	32	35	56	112	84	600
A4-800/35	32	35	56	112	84	800
A4-1000/35	32	35	56	112	84	1000
A4-1200/35	32	35	56	112	84	1200
A4-1400/35	32	35	56	112	84	1400
A4-1600/35	32	35	56	112	84	1600
A4-1800/35	32	35	56	112	84	1800
A4-2000/35	32	35	56	112	84	2000
A4-2200/35	32	35	56	112	84	2200



Orders are possible with custom c/c mm specification.

See page 30 for FIXING options.

Depending on the choice of fixing nut, the h-height of the fixing nut is added to the H-height of the handle.

PREMIUM (on request)

Wood	Wood	Brass	Stainless steel AISI 316		Powder (ESD)
Brown	Black	Polished	Polished	Brushed	RAL

STANDARD

Wood	Stainless steel AISI 304	
Natural	Polished	Brushed

Classic Wood







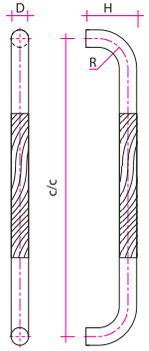

Classic Wood PK2

CODE	D	R	H	c/c
PK2-600/32	32	56	82	600
PK2-800/32	32	56	82	800
PK2-1000/32	32	56	82	1000
PK2-800/38	38	70	108	800
PK2-1000/38	38	70	108	1000
PK2-1200/38	38	70	108	1200
PK2-1400/38	38	70	108	1400

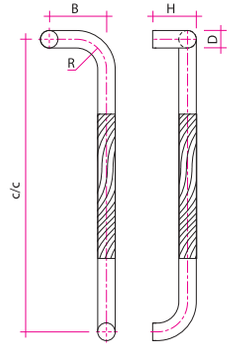

Classic Wood PK3

CODE	D	R	B	H	c/c
PK3-600/32	32	56	112	82	600
PK3-800/32	32	56	112	82	800
PK3-1000/32	32	56	112	82	1000
PK3-800/38	38	70	140	108	800
PK3-1000/38	38	70	140	108	1000
PK3-1200/38	38	70	140	108	1200
PK3-1400/38	38	70	140	108	1400

Available for Left Hand or Right Hand opening doors.
Please specify LH or RH when ordering.

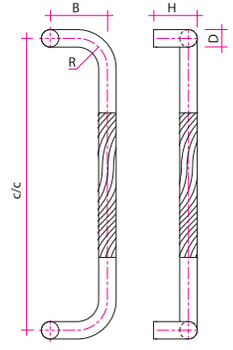

Classic Wood PK4

CODE	D	R	B	H	c/c
PK4-600/32	32	56	112	82	600
PK4-800/32	32	56	112	82	800
PK4-1000/32	32	56	112	82	1000
PK4-800/38	38	70	140	108	800
PK4-1000/38	38	70	140	108	1000
PK4-1200/38	38	70	140	108	1200
PK4-1400/38	38	70	140	108	1400



Orders are possible with custom c/c mm specification.

See page 30 for FIXING options.

Depending on the choice of fixing nut, the h-height of the fixing nut is added to the H-height of the handle.

PREMIUM (on request)
Stainless steel AISI 316 Powder (ESD)
Polished Brushed RAL

STANDARD
Stainless steel AISI 304
Polished Brushed

Elegance



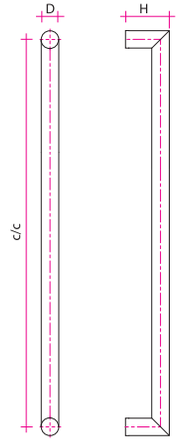

Elegance K2K

CODE	D	H	c/c
K2K-250/19	19	59	250
K2K-300/19	19	59	300
K2K-400/19	19	59	400
K2K-600/19	19	59	600
K2K-250/20	20	60	250
K2K-300/20	20	60	300
K2K-400/20	20	60	400
K2K-600/20	20	60	600
K2K-800/20	20	60	800
K2K-250/25	25	65	250
K2K-300/25	25	65	300
K2K-400/25	25	65	400
K2K-600/25	25	65	600
K2K-800/25	25	65	800
K2K-1000/25	25	65	1000
K2K-1200/25	25	65	1200
K2K-400/30	30	70	400
K2K-600/30	30	70	600
K2K-800/30	30	70	800
K2K-1000/30	30	70	1000
K2K-1200/30	30	70	1200
K2K-1400/30	30	70	1400
K2K-1600/30	30	70	1600
K2K-1800/30	30	70	1800
K2K-2000/30	30	70	2000
K2K-400/32	32	72	400
K2K-600/32	32	72	600
K2K-800/32	32	72	800
K2K-1000/32	32	72	1000
K2K-1200/32	32	72	1200
K2K-1400/32	32	72	1400
K2K-1600/32	32	72	1600
K2K-1800/32	32	72	1800
K2K-2000/32	32	72	2000
K2K-600/38	38	78	600
K2K-800/38	38	78	800
K2K-1000/38	38	78	1000
K2K-1200/38	38	78	1200
K2K-1400/38	38	78	1400
K2K-1600/38	38	78	1600
K2K-1800/38	38	78	1800
K2K-2000/38	38	78	2000
K2K-2200/38	38	78	2200





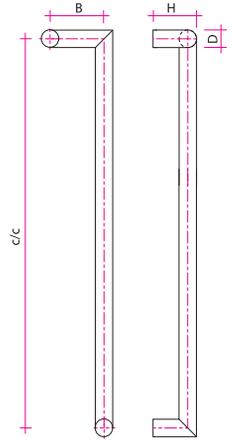

Elegance K3K

CODE	D	B	H	c/c
K3K-400/25	25	86	65	400
K3K-600/25	25	86	65	600
K3K-800/25	25	86	65	800
K3K-1000/25	25	86	65	1000
K3K-1200/25	25	86	65	1200
K3K-400/30	30	100	70	400
K3K-600/30	30	100	70	600
K3K-800/30	30	100	70	800
K3K-1000/30	30	100	70	1000
K3K-1200/30	30	100	70	1200
K3K-1400/30	30	100	70	1400
K3K-400/32	32	112	72	400
K3K-600/32	32	112	72	600
K3K-800/32	32	112	72	800
K3K-1000/32	32	112	72	1000
K3K-1200/32	32	112	72	1200
K3K-1400/32	32	112	72	1400
K3K-400/38	38	140	78	400
K3K-600/38	38	140	78	600
K3K-800/38	38	140	78	800
K3K-1000/38	38	140	78	1000
K3K-1200/38	38	140	78	1200
K3K-1400/38	38	140	78	1400

Available for Left Hand or Right Hand opening doors.
Please specify LH or RH when ordering.



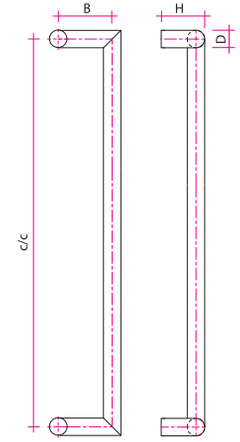

Elegance K4K

CODE	D	B	H	c/c
K4K-250/19	19	86	59	250
K4K-300/19	19	86	59	300
K4K-400/19	19	86	59	400
K4K-600/19	19	86	59	600
K4K-250/20	20	86	60	250
K4K-300/20	20	86	60	300
K4K-400/20	20	86	60	400
K4K-600/20	20	86	60	600
K4K-800/20	20	86	60	800
K4K-250/25	25	86	65	250
K4K-300/25	25	86	65	300
K4K-400/25	25	86	65	400
K4K-600/25	25	86	65	600
K4K-800/25	25	86	65	800
K4K-1000/25	25	86	65	1000
K4K-1200/25	25	86	65	1200
K4K-400/30	30	100	70	400
K4K-600/30	30	100	70	600
K4K-800/30	30	100	70	800
K4K-1000/30	30	100	70	1000
K4K-1200/30	30	100	70	1200
K4K-1400/30	30	100	70	1400
K4K-1600/30	30	100	70	1600
K4K-400/32	32	112	72	400
K4K-600/32	32	112	72	600
K4K-800/32	32	112	72	800
K4K-1000/32	32	112	72	1000
K4K-1200/32	32	112	72	1200
K4K-1400/32	32	112	72	1400
K4K-1600/32	32	112	72	1600
K4K-400/38	38	140	78	400
K4K-600/38	38	140	78	600
K4K-800/38	38	140	78	800
K4K-1000/38	38	140	78	1000
K4K-1200/38	38	140	78	1200
K4K-1400/38	38	140	78	1400
K4K-1600/38	38	140	78	1600
K4K-1800/38	38	140	78	1800
K4K-2000/38	38	140	78	2000
K4K-2200/38	38	140	78	2200

Orders are possible with custom c/c mm specification.

See page 30 for FIXING options.

Depending on the choice of fixing nut, the h-height of the fixing nut is added to the H-height of the handle.

PREMIUM (on request)

Wood	Wood	Stainless steel AISI 316		Powder (ESD)
Brown	Black	Polished	Brushed	RAL

STANDARD

Wood	Stainless steel AISI 304	
Natural	Polished	Brushed

Elegance Wood



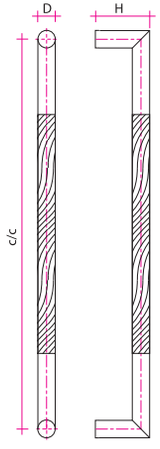

Elegance Wood PK2K

CODE	D	H	c/c
PK2K-600/32	32	72	600
PK2K-800/32	32	72	800
PK2K-1000/32	32	72	1000
PK2K-600/38	38	78	600
PK2K-800/38	38	78	800
PK2K-1000/38	38	78	1000
PK2K-1200/38	38	78	1200
PK2K-1400/38	38	78	1400



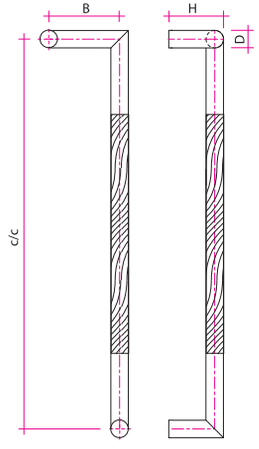

Elegance Wood PK3K

CODE	D	B	H	c/c
PK3K-600/32	32	112	72	600
PK3K-800/32	32	112	72	800
PK3K-1000/32	32	112	72	1000
PK3K-600/38	38	140	78	600
PK3K-800/38	38	140	78	800
PK3K-1000/38	38	140	78	1000
PK3K-1200/38	38	140	78	1200
PK3K-1400/38	38	140	78	1400

Available for Left Hand or Right Hand opening doors.
Please specify LH or RH when ordering.



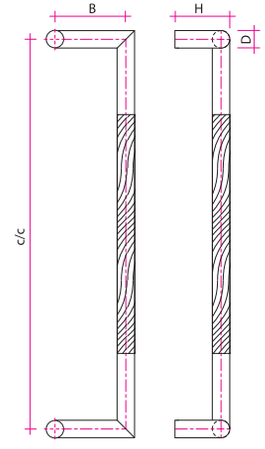

Elegance Wood PK4K

CODE	D	B	H	c/c
PK4K-600/32	32	112	72	600
PK4K-800/32	32	112	72	800
PK4K-1000/32	32	112	72	1000
PK4K-600/38	38	140	78	600
PK4K-800/38	38	140	78	800
PK4K-1000/38	38	140	78	1000
PK4K-1200/38	38	140	78	1200
PK4K-1400/38	38	140	78	1400



Orders are possible with custom c/c mm specification.

See page 30 for FIXING options.

Depending on the choice of fixing nut, the h-height of the fixing nut is added to the H-height of the handle.

PREMIUM (on request)
Stainless steel AISI 316 Powder (ESD)
Brushed RAL

STANDARD
Stainless steel AISI 304
Brushed

Elegance









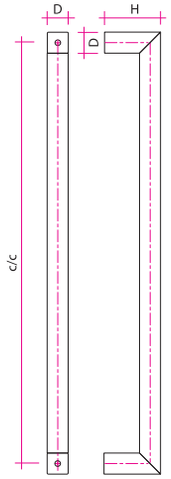

Elegance K2KQ

CODE	D	H	c/c
K2KQ-400/30	30×30	80	400
K2KQ-600/30	30×30	80	600
K2KQ-800/30	30×30	80	800
K2KQ-1000/30	30×30	80	1000
K2KQ-1200/30	30×30	80	1200
K2KQ-1400/30	30×30	80	1400
K2KQ-1600/30	30×30	80	1600
K2KQ-1800/30	30×30	80	1800
K2KQ-2000/30	30×30	80	2000
K2KQ-2200/30	30×30	80	2200

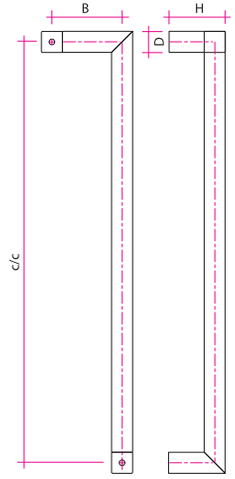

Elegance K3KQ

CODE	D	B	H	c/c
K3KQ-400/30	30×30	100	80	400
K3KQ-600/30	30×30	100	80	600
K3KQ-800/30	30×30	100	80	800
K3KQ-1000/30	30×30	100	80	1000
K3KQ-1200/30	30×30	100	80	1200
K3KQ-1400/30	30×30	100	80	1400
K3KQ-1600/30	30×30	100	80	1600

Available for Left Hand or Right Hand opening doors.
Please specify LH or RH when ordering.

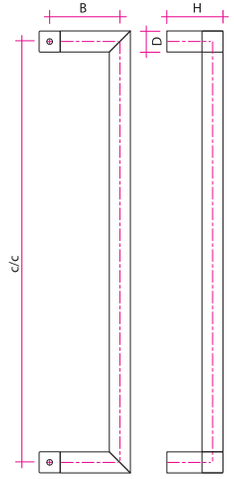

Elegance K4KQ

CODE	D	B	H	c/c
K4KQ-400/30	30×30	100	80	400
K4KQ-600/30	30×30	100	80	600
K4KQ-800/30	30×30	100	80	800
K4KQ-1000/30	30×30	100	80	1000
K4KQ-1200/30	30×30	100	80	1200
K4KQ-1400/30	30×30	100	80	1400
K4KQ-1600/30	30×30	100	80	1600
K4KQ-1800/30	30×30	100	80	1800
K4KQ-2000/30	30×30	100	80	2000
K4KQ-2200/30	30×30	100	80	2200



Orders are possible with custom c/c mm specification.

PREMIUM (on request)
Stainless steel AISI 316 Powder (ESD)
Brushed RAL

STANDARD
Stainless steel AISI 304
Brushed

Metropol

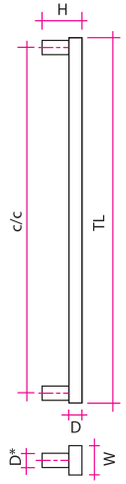

Metropol SQ

CODE	WxD	D*	H	c/c	TL
SQ-400/30	30×30	25×25	80	400	434
SQ-600/30	30×30	25×25	80	600	634
SQ-800/30	30×30	25×25	80	800	834
SQ-1000/30	30×30	25×25	80	1000	1034
SQ-1200/30	30×30	25×25	80	1200	1234
SQ-1400/30	30×30	25×25	80	1400	1434
SQ-1600/30	30×30	25×25	80	1600	1634
SQ-400/40-20	40×20	20×20	70	400	434
SQ-600/40-20	40×20	20×20	70	600	634
SQ-800/40-20	40×20	20×20	70	800	834
SQ-1000/40-20	40×20	20×20	70	1000	1034
SQ-1200/40-20	40×20	20×20	70	1200	1234
SQ-1400/40-20	40×20	20×20	70	1400	1434
SQ-1600/40-20	40×20	20×20	70	1600	1634
SQ-1800/40-20	40×20	20×20	70	1800	1834
SQ-400/50-20	50×20	25×25	70	400	434
SQ-600/50-20	50×20	25×25	70	600	634
SQ-800/50-20	50×20	25×25	70	800	834
SQ-1000/50-20	50×20	25×25	70	1000	1034
SQ-1200/50-20	50×20	25×25	70	1200	1234
SQ-1400/50-20	50×20	25×25	70	1400	1434
SQ-1600/50-20	50×20	25×25	70	1600	1634
SQ-1800/50-20	50×20	25×25	70	1800	1834
SQ-2000/50-20	50×20	25×25	70	2000	2034
SQ-400/60-20	60×20	30×30	70	400	434
SQ-600/60-20	60×20	30×30	70	600	634
SQ-800/60-20	60×20	30×30	70	800	834
SQ-1000/60-20	60×20	30×30	70	1000	1034
SQ-1200/60-20	60×20	30×30	70	1200	1234
SQ-1400/60-20	60×20	30×30	70	1400	1434
SQ-1600/60-20	60×20	30×30	70	1600	1634
SQ-1800/60-20	60×20	30×30	70	1800	1834
SQ-2000/60-20	60×20	30×30	70	2000	2034
SQ-2200/60-20	60×20	30×30	70	2200	2234



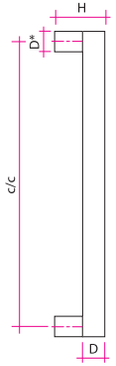

Metropol SQQ

CODE	D	D*	H	c/c
SQQ-600/40	40×40	35×35	90	600
SQQ-800/40	40×40	35×35	90	800
SQQ-1000/40	40×40	35×35	90	1000
SQQ-1200/40	40×40	35×35	90	1200
SQQ-1400/40	40×40	35×35	90	1400
SQQ-1600/40	40×40	35×35	90	1600
SQQ-1800/40	40×40	35×35	90	1800
SQQ-2000/40	40×40	35×35	90	2000
SQQ-2200/40	40×40	35×35	90	2200
SQQ-2400/40	40×40	35×35	90	2400
SQQ-2600/40	40×40	35×35	90	2600
SQQ-2800/40	40×40	35×35	90	2800
SQQ-3000/40	40×40	35×35	90	3000





Orders are possible with custom c/c mm specification.

PREMIUM (on request)
Stainless steel AISI 316 Powder (ESD)
Brushed RAL

STANDARD
Stainless steel AISI 304
Brushed

Metropol

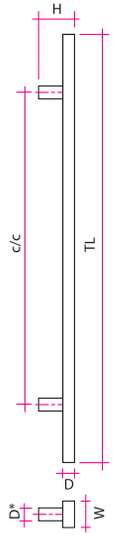

Metropol SQ0

CODE	WxD	D*	H	c/c	TL
SQ0-400/30	30×30	25×25	80	400	600
SQ0-600/30	30×30	25×25	80	600	800
SQ0-800/30	30×30	25×25	80	800	1000
SQ0-1000/30	30×30	25×25	80	1000	1200
SQ0-1200/30	30×30	25×25	80	1200	1400
SQ0-1400/30	30×30	25×25	80	1400	1600
SQ0-1600/30	30×30	25×25	80	1600	1800
SQ0-400/40-20	40×20	20×20	70	400	600
SQ0-600/40-20	40×20	20×20	70	600	800
SQ0-800/40-20	40×20	20×20	70	800	1000
SQ0-1000/40-20	40×20	20×20	70	1000	1200
SQ0-1200/40-20	40×20	20×20	70	1200	1400
SQ0-1400/40-20	40×20	20×20	70	1400	1600
SQ0-1600/40-20	40×20	20×20	70	1600	1800
SQ0-1800/40-20	40×20	20×20	70	1800	2000
SQ0-400/50-20	50×20	25×25	70	400	600
SQ0-600/50-20	50×20	25×25	70	600	800
SQ0-800/50-20	50×20	25×25	70	800	1000
SQ0-1000/50-20	50×20	25×25	70	1000	1200
SQ0-1200/50-20	50×20	25×25	70	1200	1400
SQ0-1400/50-20	50×20	25×25	70	1400	1600
SQ0-1600/50-20	50×20	25×25	70	1600	1800
SQ0-1800/50-20	50×20	25×25	70	1800	2000
SQ0-2000/50-20	50×20	25×25	70	2000	2200
SQ0-400/60-20	60×20	30×30	70	400	600
SQ0-600/60-20	60×20	30×30	70	600	800
SQ0-800/60-20	60×20	30×30	70	800	1000
SQ0-1000/60-20	60×20	30×30	70	1000	1200
SQ0-1200/60-20	60×20	30×30	70	1200	1400
SQ0-1400/60-20	60×20	30×30	70	1400	1600
SQ0-1600/60-20	60×20	30×30	70	1600	1800
SQ0-1800/60-20	60×20	30×30	70	1800	2000
SQ0-2000/60-20	60×20	30×30	70	2000	2200
SQ0-2200/60-20	60×20	30×30	70	2200	2400

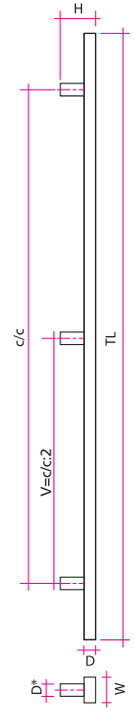

Metropol SQ3

CODE	WxD	D*	H	c/c	TL
SQ3-1000/30	30×30	25×25	80	1000	1200
SQ3-1200/30	30×30	25×25	80	1200	1400
SQ3-1400/30	30×30	25×25	80	1400	1600
SQ3-1600/30	30×30	25×25	80	1600	1800
SQ3-1800/30	30×30	25×25	80	1800	2000
SQ3-2000/30	30×30	25×25	80	2000	2200
SQ3-2200/30	30×30	25×25	80	2200	2400
SQ3-1000/40-20	40×20	20×20	70	1000	1200
SQ3-1200/40-20	40×20	20×20	70	1200	1400
SQ3-1400/40-20	40×20	20×20	70	1400	1600
SQ3-1600/40-20	40×20	20×20	70	1600	1800
SQ3-1800/40-20	40×20	20×20	70	1800	2000
SQ3-2000/40-20	40×20	20×20	70	2000	2200
SQ3-2200/40-20	40×20	20×20	70	2200	2400
SQ3-1000/50-20	50×20	25×25	70	1000	1200
SQ3-1200/50-20	50×20	25×25	70	1200	1400
SQ3-1400/50-20	50×20	25×25	70	1400	1600
SQ3-1600/50-20	50×20	25×25	70	1600	1800
SQ3-1800/50-20	50×20	25×25	70	1800	2000
SQ3-2000/50-20	50×20	25×25	70	2000	2200
SQ3-2200/50-20	50×20	25×25	70	2200	2400
SQ3-1000/60-20	60×20	30×30	70	1000	1200
SQ3-1200/60-20	60×20	30×30	70	1200	1400
SQ3-1400/60-20	60×20	30×30	70	1400	1600
SQ3-1600/60-20	60×20	30×30	70	1600	1800
SQ3-1800/60-20	60×20	30×30	70	1800	2000
SQ3-2000/60-20	60×20	30×30	70	2000	2200
SQ3-2200/60-20	60×20	30×30	70	2200	2400

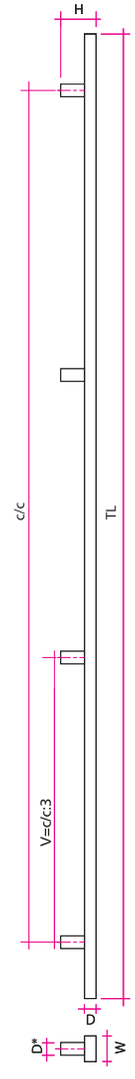

Metropol SQ4

CODE	WxD	D*	H	c/c	TL
SQ4-1600/30	30×30	25×25	80	1600	1800
SQ4-1800/30	30×30	25×25	80	1800	2000
SQ4-2000/30	30×30	25×25	80	2000	2200
SQ4-2200/30	30×30	25×25	80	2200	2400
SQ4-2400/30	30×30	25×25	80	2400	2600
SQ4-1600/40-20	40×20	20×20	70	1600	1800
SQ4-1800/40-20	40×20	20×20	70	1800	2000
SQ4-2000/40-20	40×20	20×20	70	2000	2200
SQ4-2200/40-20	40×20	20×20	70	2200	2400
SQ4-2400/40-20	40×20	20×20	70	2400	2600
SQ4-1600/50-20	50×20	25×25	70	1600	1800
SQ4-1800/50-20	50×20	25×25	70	1800	2000
SQ4-2000/50-20	50×20	25×25	70	2000	2200
SQ4-2200/50-20	50×20	25×25	70	2200	2400
SQ4-2400/50-20	50×20	25×25	70	2400	2600
SQ4-1600/60-20	60×20	30×30	70	1600	1800
SQ4-1800/60-20	60×20	30×30	70	1800	2000
SQ4-2000/60-20	60×20	30×30	70	2000	2200
SQ4-2200/60-20	60×20	30×30	70	2200	2400
SQ4-2400/60-20	60×20	30×30	70	2400	2600





Orders are possible with custom c/c and TL mm specification.

Metropol

PREMIUM (on request)
Brass Polished | Stainless steel AISI 316 Polished | Stainless steel AISI 316 Brushed | Powder (ESD) RAL

STANDARD
Stainless steel AISI 304 Polished | Stainless steel AISI 304 Brushed

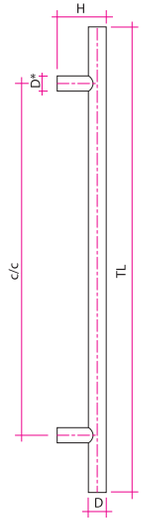

Metropol SO

CODE	D	D*	H	c/c	TL
SO-250/19	19	16	69	250	350
SO-300/19	19	16	69	300	400
SO-400/19	19	16	69	400	600
SO-600/19	19	16	69	600	800
SO-250/20	20	20	70	250	350
SO-300/20	20	20	70	300	400
SO-400/20	20	20	70	400	600
SO-600/20	20	20	70	600	800
SO-800/20	20	20	70	800	1000
SO-300/25	25	20	75	300	400
SO-400/25	25	20	75	400	600
SO-600/25	25	20	75	600	800
SO-800/25	25	20	75	800	1000
SO-1000/25	25	20	75	1000	1200
SO-1200/25	25	20	75	1200	1400
SO-300/30	30	25	80	300	400
SO-400/30	30	25	80	400	600
SO-600/30	30	25	80	600	800
SO-800/30	30	25	80	800	1000
SO-1000/30	30	25	80	1000	1200
SO-1200/30	30	25	80	1200	1400
SO-1400/30	30	25	80	1400	1600
SO-1600/30	30	25	80	1600	1800
SO-300/32	32	25	82	300	400
SO-400/32	32	25	82	400	600
SO-600/32	32	25	82	600	800
SO-800/32	32	25	82	800	1000
SO-1000/32	32	25	82	1000	1200
SO-1200/32	32	25	82	1200	1400
SO-1400/32	32	25	82	1400	1600
SO-1600/32	32	25	82	1600	1800
SO-400/38	38	30	88	400	600
SO-600/38	38	30	88	600	800
SO-800/38	38	30	88	800	1000
SO-1000/38	38	30	88	1000	1200
SO-1200/38	38	30	88	1200	1400
SO-1400/38	38	30	88	1400	1600
SO-1600/38	38	30	88	1600	1800
SO-1800/38	38	30	88	1800	2000
SO-2000/38	38	30	88	2000	2200
SO-2200/38	38	30	88	2200	2400

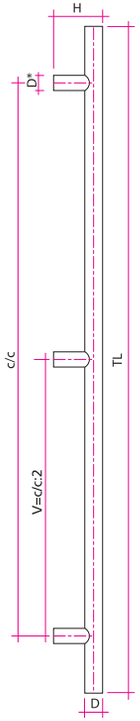

Metropol S3

CODE	D	D*	H	c/c	TL
S3-1000/20	20	20	70	1000	1200
S3-1200/20	20	20	70	1200	1400
S3-1400/20	20	20	70	1400	1600
S3-1600/20	20	20	70	1600	1800
S3-1000/25	25	20	75	1000	1200
S3-1200/25	25	20	75	1200	1400
S3-1400/25	25	20	75	1400	1600
S3-1600/25	25	20	75	1600	1800
S3-1800/25	25	20	75	1800	2000
S3-2000/25	25	20	75	2000	2200
S3-1000/30	30	25	80	1000	1200
S3-1200/30	30	25	80	1200	1400
S3-1400/30	30	25	80	1400	1600
S3-1600/30	30	25	80	1600	1800
S3-1800/30	30	25	80	1800	2000
S3-2000/30	30	25	80	2000	2200
S3-2200/30	30	25	80	2200	2400
S3-1000/32	32	25	82	1000	1200
S3-1200/32	32	25	82	1200	1400
S3-1400/32	32	25	82	1400	1600
S3-1600/32	32	25	82	1600	1800
S3-1800/32	32	25	82	1800	2000
S3-2000/32	32	25	82	2000	2200
S3-2200/32	32	25	82	2200	2400
S3-1200/38	38	30	88	1200	1400
S3-1400/38	38	30	88	1400	1600
S3-1600/38	38	30	88	1600	1800
S3-1800/38	38	30	88	1800	2000
S3-2000/38	38	30	88	2000	2200
S3-2200/38	38	30	88	2200	2400
S3-2400/38	38	30	88	2400	2600

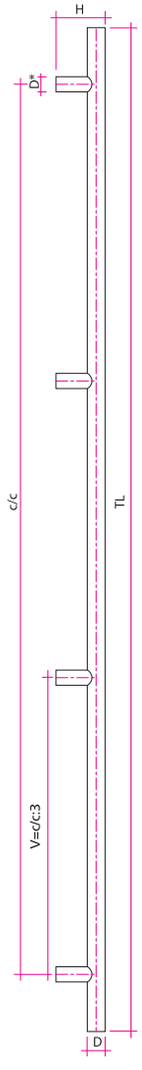

Metropol S4

CODE	D	D*	H	c/c	TL
S4-1200/20	20	20	70	1200	1400
S4-1400/20	20	20	70	1400	1600
S4-1600/20	20	20	70	1600	1800
S4-1800/20	20	20	70	1800	2000
S4-2000/20	20	20	70	2000	2200
S4-2200/20	20	20	70	2200	2400
S4-1400/25	25	20	75	1400	1600
S4-1600/25	25	20	75	1600	1800
S4-1800/25	25	20	75	1800	2000
S4-2000/25	25	20	75	2000	2200
S4-2200/25	25	20	75	2200	2400
S4-2400/25	25	20	75	2400	2600
S4-1600/30	30	25	80	1600	1800
S4-1800/30	30	25	80	1800	2000
S4-2000/30	30	25	80	2000	2200
S4-2200/30	30	25	80	2200	2400
S4-2400/30	30	25	80	2400	2600
S4-1600/32	32	25	82	1600	1800
S4-1800/32	32	25	82	1800	2000
S4-2000/32	32	25	82	2000	2200
S4-2200/32	32	25	82	2200	2400
S4-2400/32	32	25	82	2400	2600
S4-1600/38	38	30	88	1600	1800
S4-1800/38	38	30	88	1800	2000
S4-2000/38	38	30	88	2000	2200
S4-2200/38	38	30	88	2200	2400
S4-2400/38	38	30	88	2400	2600





Orders are possible with custom c/c and TL mm specification.

See page 30 for FIXING options.

Depending on the choice of fixing nut, the h-height of the fixing nut is added to the H-height of the handle.

Metropol

PREMIUM (on request)
Stainless steel AISI 316 Powder (ESD)
Polished Brushed RAL

STANDARD
Stainless steel AISI 304
Polished Brushed

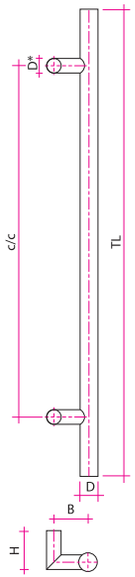

Metropol SK

CODE	D	D*	B	H	c/c	TL
SK-400/32	32	25	59	79	400	600
SK-600/32	32	25	59	79	600	800
SK-800/32	32	25	59	79	800	1000
SK-1000/32	32	25	59	79	1000	1200
SK-1200/32	32	25	59	79	1200	1400
SK-1400/32	32	25	59	79	1400	1600
SK-1600/32	32	25	59	79	1600	1800
SK-600/38	38	32	77	85	600	800
SK-800/38	38	32	77	85	800	1000
SK-1000/38	38	32	77	85	1000	1200
SK-1200/38	38	32	77	85	1200	1400
SK-1400/38	38	32	77	85	1400	1600
SK-1600/38	38	32	77	85	1600	1800
SK-1800/38	38	32	77	85	1800	2000
SK-2000/38	38	32	77	85	2000	2200
SK-2200/38	38	32	77	85	2200	2400







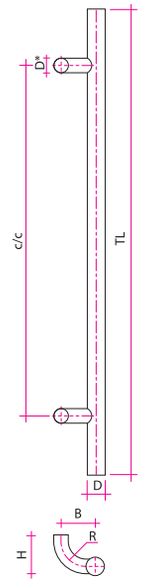

Metropol SR

CODE	D	D*	R	B	H	c/c	TL
SR-400/32	32	25	43	59	79	400	600
SR-600/32	32	25	43	59	79	600	800
SR-800/32	32	25	43	59	79	800	1000
SR-1000/32	32	25	43	59	79	1000	1200
SR-1200/32	32	25	43	59	79	1200	1400
SR-1400/32	32	25	43	59	79	1400	1600
SR-1600/32	32	25	43	59	79	1600	1800
SR-600/38	38	32	56	77	85	600	800
SR-800/38	38	32	56	77	85	800	1000
SR-1000/38	38	32	56	77	85	1000	1200
SR-1200/38	38	32	56	77	85	1200	1400
SR-1400/38	38	32	56	77	85	1400	1600
SR-1600/38	38	32	56	77	85	1600	1800
SR-1800/38	38	32	56	77	85	1800	2000
SR-2000/38	38	32	56	77	85	2000	2200
SR-2200/38	38	32	56	77	85	2200	2400



Orders are possible with custom c/c and TL mm specification.

See page 30 for FIXING options.

Depending on the choice of fixing nut, the h-height of the fixing nut is added to the H-height of the handle.

PREMIUM (on request)

Brass	Stainless steel AISI 316		Powder (ESD)
Polished	Polished	Brushed	RAL

STANDARD

Stainless steel AISI 304	
Polished	Brushed

Metropol



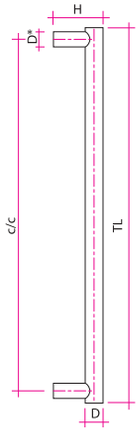

Metropol S

CODE	D	D*	H	c/c	TL
S-250/19	19	16	69	250	284
S-300/19	19	16	69	300	334
S-400/19	19	16	69	400	434
S-600/19	19	16	69	600	634
S-250/20	20	20	70	250	284
S-300/20	20	20	70	300	334
S-400/20	20	20	70	400	434
S-600/20	20	20	70	600	634
S-800/20	20	20	70	800	834
S-250/25	25	20	75	250	284
S-300/25	25	20	75	300	334
S-400/25	25	20	75	400	434
S-600/25	25	20	75	600	634
S-800/25	25	20	75	800	834
S-1000/25	25	20	75	1000	1034
S-1200/25	25	20	75	1200	1234
S-400/30	30	25	80	400	434
S-600/30	30	25	80	600	634
S-800/30	30	25	80	800	834
S-1000/30	30	25	80	1000	1034
S-1200/30	30	25	80	1200	1234
S-1400/30	30	25	80	1400	1434
S-1600/30	30	25	80	1600	1634
S-400/32	32	25	82	400	434
S-600/32	32	25	82	600	634
S-800/32	32	25	82	800	834
S-1000/32	32	25	82	1000	1034
S-1200/32	32	25	82	1200	1234
S-1400/32	32	25	82	1400	1434
S-1600/32	32	25	82	1600	1634
S-400/38	38	30	88	400	434
S-600/38	38	30	88	600	634
S-800/38	38	30	88	800	834
S-1000/38	38	30	88	1000	1034
S-1200/38	38	30	88	1200	1234
S-1400/38	38	30	88	1400	1434
S-1600/38	38	30	88	1600	1634
S-1800/38	38	30	88	1800	1834
S-2000/38	38	30	88	2000	2034
S-2200/38	38	30	88	2200	2234
S-2000/45	45	30	95	2000	2034
S-2200/45	45	30	95	2200	2234
S-2400/45	45	30	95	2400	2434
S-2600/45	45	30	95	2600	2634
S-2800/45	45	30	95	2800	2834
S-3000/45	45	30	95	3000	3034
S-2400/50	45	30	100	2400	2434
S-2600/50	45	30	100	2600	2634
S-2800/50	45	30	100	2800	2834
S-3000/50	45	30	100	3000	3034

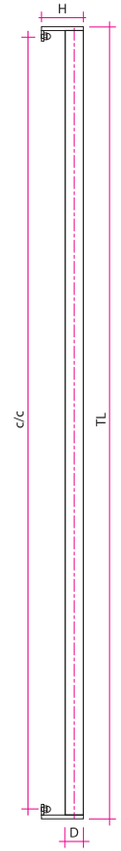

Metropol Old SF

* Brass not available

CODE	D	H	c/c	TL	a	b	c	d	e
SF-2000/38	38	88	2000	2040	30	38	20	20	8
SF-2200/38	38	88	2200	2240	30	38	20	20	8
SF-2400/38	38	88	2400	2440	30	38	20	20	8
SF-2000/45	45	95	2000	2040	30	45	20	25	8
SF-2200/45	45	95	2200	2240	30	45	20	25	8
SF-2400/45	45	95	2400	2440	30	45	20	25	8
SF-2600/45	45	95	2600	2640	30	45	20	25	8
SF-2800/45	45	95	2800	2840	30	45	20	25	8
SF-3000/45	45	95	3000	3040	30	45	20	25	8

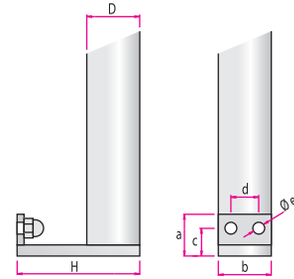



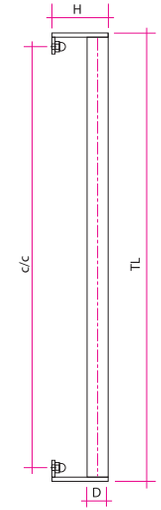

Metropol Old SQF

* Brass not available * Not Polished

CODE	D	H	c/c	TL	a	b	c	e
SQF-400/30	30×30	80	400	440	30	30	20	8
SQF-600/30	30×30	80	600	640	30	30	20	8
SQF-800/30	30×30	80	800	840	30	30	20	8
SQF-1000/30	30×30	80	1000	1040	30	30	20	8
SQF-1200/30	30×30	80	1200	1240	30	30	20	8
SQF-1400/30	30×30	80	1400	1440	30	30	20	8
SQF-1600/30	30×30	80	1600	1640	30	30	20	8
SQF-1800/30	30×30	80	1800	1840	30	30	20	8
SQF-2000/30	30×30	80	2000	2040	30	30	20	8
SQF-2200/30	30×30	80	2200	2240	30	30	20	8

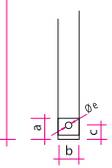





Orders are possible with custom c/c and TL mm specification.

PREMIUM (on request)

Wood	Wood	Brass	Stainless steel AISI 316		Powder (ESD)
Brown	Black	Polished	Polished	Brushed	RAL

STANDARD

Wood	Stainless steel AISI 304	
Natural	Polished	Brushed

Metropol Wood



Metropol Wood PSO

CODE	D	D*	H	c/c	TL
PSO-400/32	32	25	82	400	600
PSO-600/32	32	25	82	600	800
PSO-800/32	32	25	82	800	1000
PSO-600/38	38	30	88	600	800
PSO-800/38	38	30	88	800	1000
PSO-1000/38	38	30	88	1000	1200
PSO-1200/38	38	30	88	1200	1400
PSO-1800/50	50	30	100	1800	2000
PSO-2000/50	50	30	100	2000	2200
PSO-2200/50	50	30	100	2200	2400
PSO-2400/50	50	30	100	2400	2600

Metropol Wood PS3

CODE	D	D*	H	c/c	TL
PS3-1000/32	32	25	82	1000	1200
PS3-1200/32	32	25	82	1200	1400
PS3-1400/32	32	25	82	1400	1600
PS3-1600/32	32	25	82	1600	1800
PS3-1200/38	38	30	88	1200	1400
PS3-1400/38	38	30	88	1400	1600
PS3-1600/38	38	30	88	1600	1800
PS3-1800/38	38	30	88	1800	2000
PS3-2000/38	38	30	88	2000	2200

Metropol Wood PS4

CODECODE	D	D*	H	c/c	TL
PS4-1600/32	32	25	82	1600	1800
PS4-1800/32	32	25	82	1800	2000
PS4-2000/32	32	25	82	2000	2200
PS4-2200/32	32	25	82	2200	2400
PS4-2400/32	32	25	82	2400	2600
PS4-1800/38	38	30	88	1800	2000
PS4-2000/38	38	30	88	2000	2200
PS4-2200/38	38	30	88	2200	2400
PS4-2400/38	38	30	88	2400	2600

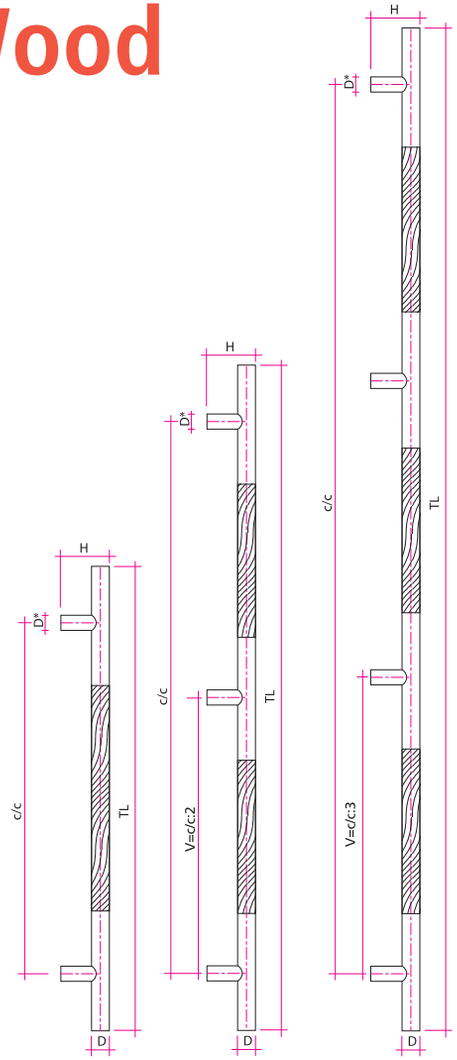

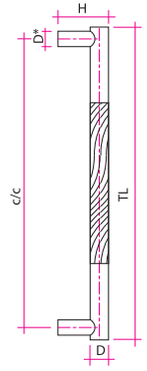

Metropol Wood PS

CODE	D	D*	H	c/c	TL
PS-400/32	32	25	82	400	434
PS-600/32	32	25	82	600	634
PS-800/32	32	25	82	800	834
PS-600/38	38	30	88	600	634
PS-800/38	38	30	88	800	834
PS-1000/38	38	30	88	1000	1034
PS-1200/38	38	30	88	1200	1234
PS-1800/50	50	30	100	1800	1834
PS-2000/50	50	30	100	2000	2034
PS-2200/50	50	30	100	2200	2234
PS-2400/50	50	30	100	2400	2434





See page 30 for FIXING options.

Depending on the choice of fixing nut, the h-height of the fixing nut is added to the H-height of the handle.

Orders are possible with custom c/c and TL mm specification.

Metropol Wood

PREMIUM (on request)

Wood	Wood	Brass	Stainless steel AISI 316		Powder (ESD)
Brown	Black	Polished	Polished	Brushed	RAL

STANDARD

Wood	Stainless steel AISI 304	
Natural	Polished	Brushed

Metropol Wood PO

CODE	D	D*	H	c/c	TL
PO-300/32	32	25	82	300	400
PO-400/32	32	25	82	400	600
PO-600/32	32	25	82	600	800
PO-400/38	38	30	88	400	600
PO-600/38	38	30	88	600	800
PO-800/38	38	30	88	800	1000
PO-1000/38	38	30	88	1000	1200

Metropol Wood P3

CODE	D	D*	H	c/c	TL
P3-1000/32	32	25	82	1000	1200
P3-1200/32	32	25	82	1200	1400
P3-1400/32	32	25	82	1400	1600
P3-1200/38	38	30	88	1200	1400
P3-1400/38	38	30	88	1400	1600
P3-1600/38	38	30	88	1600	1800
P3-1800/38	38	30	88	1800	2000
P3-2000/38	38	30	88	2000	2200

Metropol Wood P4

CODE	D	D*	H	c/c	TL
P4-1600/32	32	25	82	1600	1800
P4-1800/32	32	25	82	1800	2000
P4-2000/32	32	25	82	2000	2200
P4-2200/32	32	25	82	2200	2400
P4-2400/32	32	25	82	2400	2600
P4-1800/38	38	30	88	1800	2000
P4-2000/38	38	30	88	2000	2200
P4-2200/38	38	30	88	2200	2400
P4-2400/38	38	30	88	2400	2600

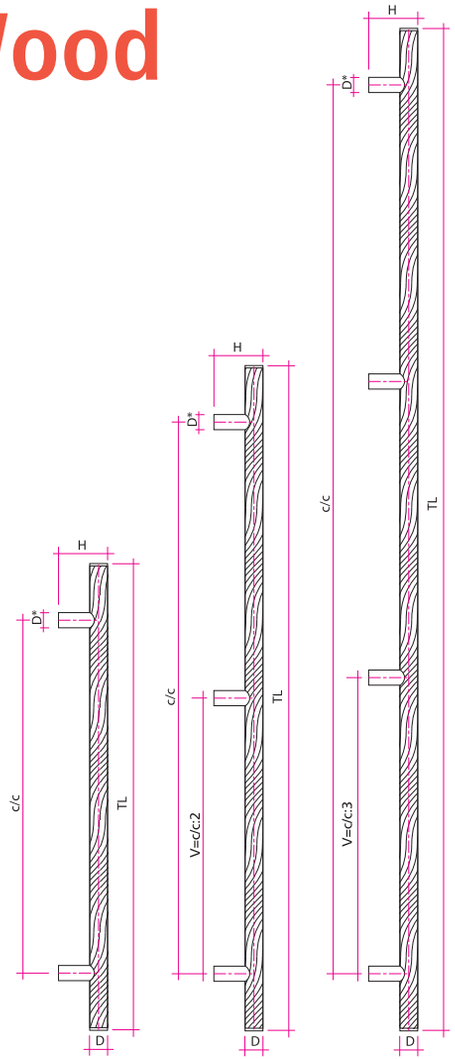



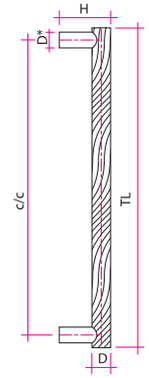

Metropol Wood P

CODE	D	D*	H	c/c	TL
P-2000/50	50	30	100	2000	2034
P-2200/50	50	30	100	2200	2234
P-2400/50	50	30	100	2400	2434



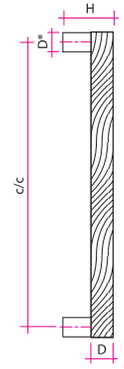

Metropol Wood PQQ

CODE	D	D*	H	c/c
PQQ-600/40	40X40	35X35	90	600
PQQ-800/40	40X40	35X35	90	800
PQQ-1000/40	40X40	35X35	90	1000
PQQ-1200/40	40X40	35X35	90	1200
PQQ-1400/40	40X40	35X35	90	1400

Not available as Polished Brass or Polished Stainless Steel.





Orders are possible with custom c/c and TL mm specification.

See page 30 for FIXING options.

Depending on the choice of fixing nut, the h-height of the fixing nut is added to the H-height of the handle.

PREMIUM (on request)
Wood Brown
Wood Black

STANDARD
Wood Natural

Metropol Wood

Metropol Wood PP

CODE	D	D*	H	c/c	TL
PP-300/32	32	25	82	300	400
PP-400/32	32	25	82	400	600
PP-600/32	32	25	82	600	800
PP-400/38	38	30	88	400	600
PP-600/38	38	30	88	600	800
PP-800/38	38	30	88	800	1000
PP-1000/38	38	30	88	1000	1200

Metropol Wood PP3

CODE	D	D*	H	c/c	TL
PP3-1000/32	32	25	82	1000	1200
PP3-1200/32	32	25	82	1200	1400
PP3-1400/32	32	25	82	1400	1600
PP3-1200/38	38	30	88	1200	1400
PP3-1400/38	38	30	88	1400	1600
PP3-1600/38	38	30	88	1600	1800
PP3-1800/38	38	30	88	1800	2000
PP3-2000/38	38	30	88	2000	2200

Metropol Wood PP4

CODE	D	D*	H	c/c	TL
PP4-1600/32	32	25	82	1600	1800
PP4-1800/32	32	25	82	1800	2000
PP4-2000/32	32	25	82	2000	2200
PP4-2200/32	32	25	82	2200	2400
PP4-2400/32	32	25	82	2400	2600
PP4-1800/38	38	30	88	1800	2000
PP4-2000/38	38	30	88	2000	2200
PP4-2200/38	38	30	88	2200	2400
PP4-2400/38	38	30	88	2400	2600

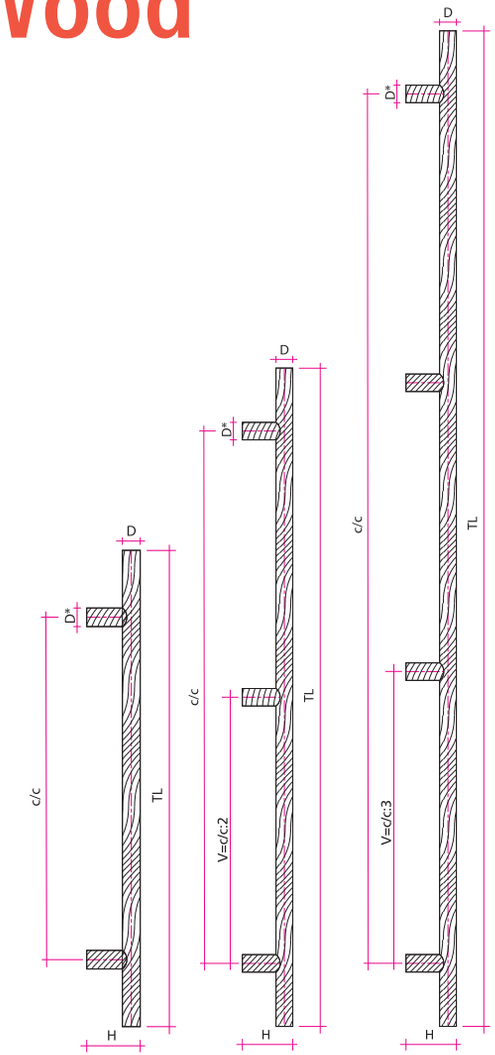



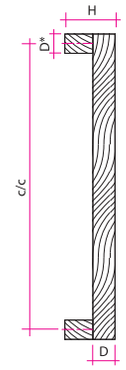

Metropol Wood PPQQ

CODE	D	D*	H	c/c
PPQQ-600/40	40×40	35×35	90	600
PPQQ-800/40	40×40	35×35	90	800
PPQQ-1000/40	40×40	35×35	90	1000
PPQQ-1200/40	40×40	35×35	90	1200
PPQQ-1400/40	40×40	35×35	90	1400

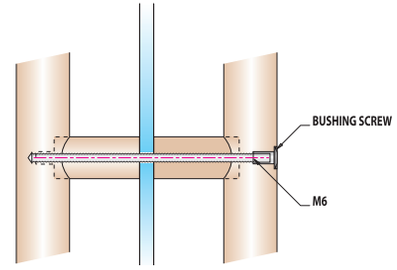

Metropol Wood PP, PP3, PP4
fixing





Orders are possible with custom c/c and TL mm specification.

This model of handle requires a 10 mm hole in the glass.

Metropol Wood

PREMIUM (on request)

Wood	Wood	Stainless steel AISI 316		Powder (ESD)
Brown	Black	Polished	Brushed	RAL

STANDARD

Wood	Stainless steel AISI 304	
Natural	Polished	Brushed



Metropol Wood PSK

CODE	D	D*	B	H	c/c	TL
PSK-400/32	32	25	59	79	400	600
PSK-600/32	32	25	59	79	600	800
PSK-800/32	32	25	59	79	800	1000
PSK-600/38	38	32	77	85	600	800
PSK-800/38	38	32	77	85	800	1000
PSK-1000/38	38	32	77	85	1000	1200
PSK-1200/38	38	32	77	85	1200	1400
PSK-1800/50	50	32	83	101	1800	2000
PSK-2000/50	50	32	83	101	2000	2200
PSK-2200/50	50	32	83	101	2200	2400
PSK-2400/50	50	32	83	101	2400	2600

Metropol Wood PSK3

CODE	D	D*	B	H	c/c	TL
PSK3-1000/32	32	25	59	79	1000	1200
PSK3-1200/32	32	25	59	79	1200	1400
PSK3-1400/32	32	25	59	79	1400	1600
PSK3-1600/32	32	25	59	79	1600	1800
PSK3-1200/38	38	32	77	85	1200	1400
PSK3-1400/38	38	32	77	85	1400	1600
PSK3-1600/38	38	32	77	85	1600	1800
PSK3-1800/38	38	32	77	85	1800	2000
PSK3-2000/38	38	32	77	85	2000	2200

Metropol Wood PSK4

CODE	D	D*	B	H	c/c	TL
PSK4-1600/32	32	25	59	79	1600	1800
PSK4-1800/32	32	25	59	79	1800	2000
PSK4-2000/32	32	25	59	79	2000	2200
PSK4-2200/32	32	25	59	79	2200	2400
PSK4-2400/32	32	25	59	79	2400	2600
PSK4-1800/38	38	32	77	85	1800	2000
PSK4-2000/38	38	32	77	85	2000	2200
PSK4-2200/38	38	32	77	85	2200	2400
PSK4-2400/38	38	32	77	85	2400	2600

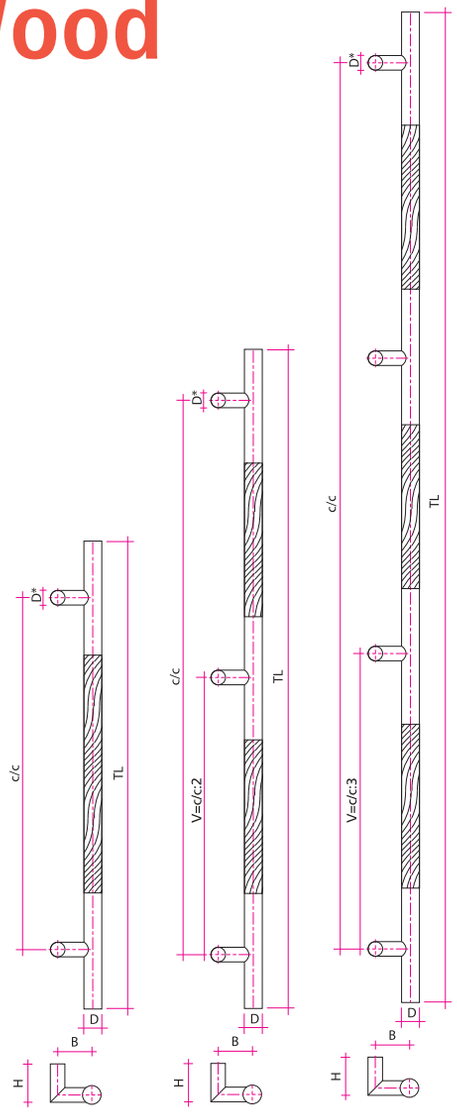

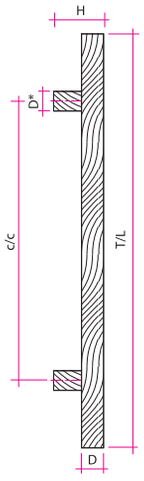

Metropol Wood PPQQO

CODE	D	D*	H	c/c	T/L
PPQQO-400/30	30×30	25×25	80	400	600
PPQQO-600/30	30×30	25×25	80	600	800
PPQQO-600/40	40×40	35×35	90	600	800
PPQQO-800/40	40×40	35×35	90	800	1000
PPQQO-1000/40	40×40	35×35	90	1000	1200
PPQQO-1200/40	40×40	35×35	90	1200	1400
PPQQO-1400/40	40×40	35×35	90	1400	1600





Orders are possible with custom c/c and TL mm specification.

See page 30 for FIXING options.

Depending on the choice of fixing nut, the h-height of the fixing nut is added to the H-height of the handle.

Metropol Wood

PREMIUM (on request)

Wood	Wood	Stainless steel AISI 316		Powder (ESD)
Brown	Black	Polished	Brushed	RAL

STANDARD

Wood	Stainless steel AISI 304	
Natural	Polished	Brushed

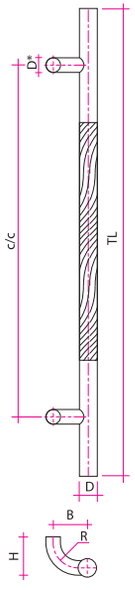

Metropol Wood PSR

CODE	D	D*	R	B	H	c/c	TL
PSR-400/32	32	25	43	59	79	400	600
PSR-600/32	32	25	43	59	79	600	800
PSR-800/32	32	25	43	59	79	800	1000
PSR-600/38	38	32	56	77	85	600	800
PSR-800/38	38	32	56	77	85	800	1000
PSR-1000/38	38	32	56	77	85	1000	1200
PSR-1200/38	38	32	56	77	85	1200	1400
PSR-1800/50	50	32	56	83	101	1800	2000
PSR-2000/50	50	32	56	83	101	2000	2200
PSR-2200/50	50	32	56	83	101	2200	2400
PSR-2400/50	50	32	56	83	101	2400	2600

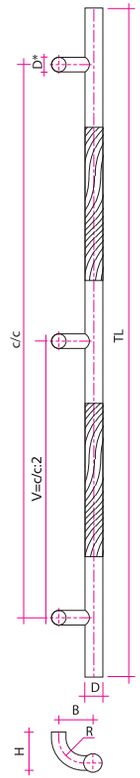

Metropol Wood PSR3

CODE	D	D*	R	B	H	c/c	TL
PSR3-1000/32	32	25	43	59	79	1000	1200
PSR3-1200/32	32	25	43	59	79	1200	1400
PSR3-1400/32	32	25	43	59	79	1400	1600
PSR3-1600/32	32	25	43	59	79	1600	1800
PSR3-1200/38	38	32	56	77	85	1200	1400
PSR3-1400/38	38	32	56	77	85	1400	1600
PSR3-1600/38	38	32	56	77	85	1600	1800
PSR3-1800/38	38	32	56	77	85	1800	2000
PSR3-2000/38	38	32	56	77	85	2000	2200

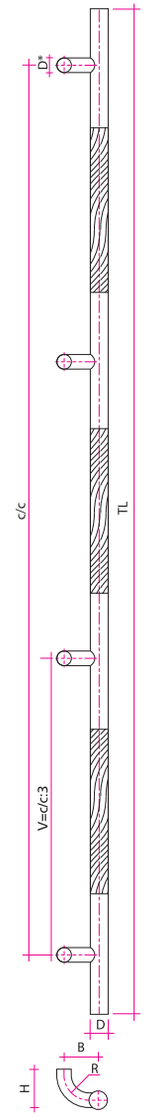

Metropol Wood PSR4

CODE	D	D*	R	B	H	c/c	TL
PSR4-1600/32	32	25	43	59	79	1600	1800
PSR4-1800/32	32	25	43	59	79	1800	2000
PSR4-2000/32	32	25	43	59	79	2000	2200
PSR4-2200/32	32	25	43	59	85	2200	2400
PSR4-2400/32	32	25	43	59	85	2400	2600
PSR4-1800/38	38	32	56	77	85	1800	2000
PSR4-2000/38	38	32	56	77	85	2000	2200
PSR4-2200/38	38	32	56	77	85	2200	2400
PSR4-2400/38	38	32	56	77	85	2400	2600





See page 30 for FIXING options.

Depending on the choice of fixing nut, the h-height of the fixing nut is added to the H-height of the handle.

Orders are possible with custom c/c and TL mm specification.

Stylish

PREMIUM (on request)

Brass	Stainless steel AISI 316		Powder (ESD)
Polished	Polished	Brushed	RAL

STANDARD

Stainless steel AISI 304	
Polished	Brushed

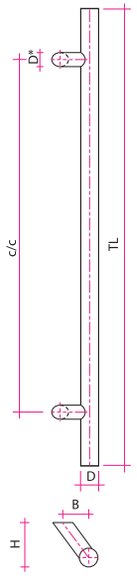

Stylish SC

CODE	D	D*	B	H	c/c	TL	b	b1
SC-400/32	32	25	60	82	400	600	35	24
SC-600/32	32	25	60	82	600	800	35	24
SC-800/32	32	25	60	82	800	1000	35	24
SC-1000/32	32	25	60	82	1000	1200	35	24
SC-1200/32	32	25	60	82	1200	1400	35	24
SC-1400/32	32	25	60	82	1400	1600	35	24
SC-1600/32	32	25	60	82	1600	1800	35	24
SC-600/38	38	30	63	88	600	800	42	27
SC-800/38	38	30	63	88	800	1000	42	27
SC-1000/38	38	30	63	88	1000	1200	42	27
SC-1200/38	38	30	63	88	1200	1400	42	27
SC-1400/38	38	30	63	88	1400	1600	42	27
SC-1600/38	38	30	63	88	1600	1800	42	27
SC-1800/38	38	30	63	88	1800	2000	42	27
SC-2000/38	38	30	63	88	2000	2200	42	27
SC-2200/38	38	30	63	88	2200	2400	42	27

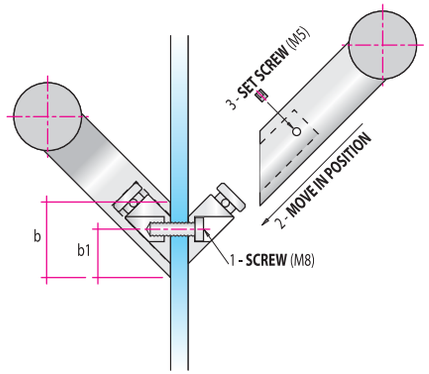

Stylish SC fixing



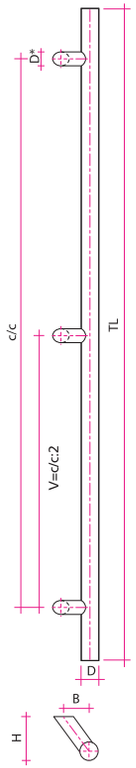

Stylish SC3

CODE	D	D*	B	H	c/c	TL	b	b1
SC3-1000/32	32	25	60	82	1000	1200	35	24
SC3-1200/32	32	25	60	82	1200	1400	35	24
SC3-1400/32	32	25	60	82	1400	1600	35	24
SC3-1600/32	32	25	60	82	1600	1800	35	24
SC3-1800/32	32	25	60	82	1800	2000	35	24
SC3-2000/32	32	25	60	82	2000	2200	35	24
SC3-1000/38	38	30	63	88	1000	1200	42	27
SC3-1200/38	38	30	63	88	1200	1400	42	27
SC3-1400/38	38	30	63	88	1400	1600	42	27
SC3-1600/38	38	30	63	88	1600	1800	42	27
SC3-1800/38	38	30	63	88	1800	2000	42	27
SC3-2000/38	38	30	63	88	2000	2200	42	27
SC3-2200/38	38	30	63	88	2200	2400	42	27
SC3-2400/38	38	30	63	88	2400	2600	42	27

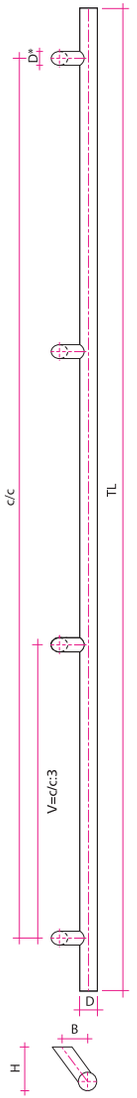

Stylish SC4

CODE	D	D*	B	H	c/c	TL	b	b1
SC4-1600/32	32	25	60	82	1600	1800	35	24
SC4-1800/32	32	25	60	82	1800	2000	35	24
SC4-2000/32	32	25	60	82	2000	2200	35	24
SC4-2200/32	32	25	60	82	2200	2400	35	24
SC4-2400/32	32	25	60	82	2400	2600	35	24
SC4-1600/38	38	30	63	88	1600	1800	42	27
SC4-1800/38	38	30	63	88	1800	2000	42	27
SC4-2000/38	38	30	63	88	2000	2200	42	27
SC4-2200/38	38	30	63	88	2200	2400	42	27
SC4-2400/38	38	30	63	88	2400	2600	42	27



Orders are possible with custom c/c and TL mm specification.

PREMIUM (on request)
Stainless steel AISI 316 Powder (ESD)
Brushed RAL

STANDARD
Stainless steel AISI 304
Brushed

Stylish

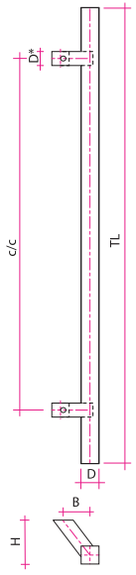

Stylish SQC

CODE	D	D*	B	H	c/c	TL	b	b1
SQC-400/30	30x30	25x25	60	81	400	600	35	24
SQC-600/30	30x30	25x25	60	81	600	800	35	24
SQC-800/30	30x30	25x25	60	81	800	1000	35	24
SQC-1000/30	30x30	25x25	60	81	1000	1200	35	24
SQC-1200/30	30x30	25x25	60	81	1200	1400	35	24
SQC-1400/30	30x30	25x25	60	81	1400	1600	35	24
SQC-1600/30	30x30	25x25	60	81	1600	1800	35	24

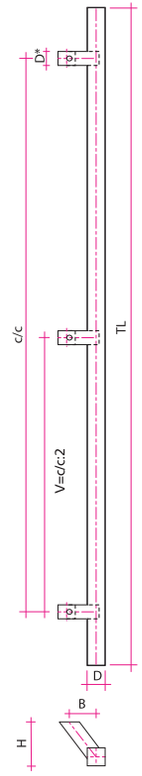

Stylish SQC3

CODE	D	D*	B	H	c/c	TL	b	b1
SQC3-1000/30	30x30	25x25	60	81	1000	1200	35	24
SQC3-1200/30	30x30	25x25	60	81	1200	1400	35	24
SQC3-1400/30	30x30	25x25	60	81	1400	1600	35	24
SQC3-1600/30	30x30	25x25	60	81	1600	1800	35	24
SQC3-1800/30	30x30	25x25	60	81	1800	2000	35	24
SQC3-2000/30	30x30	25x25	60	81	2000	2200	35	24

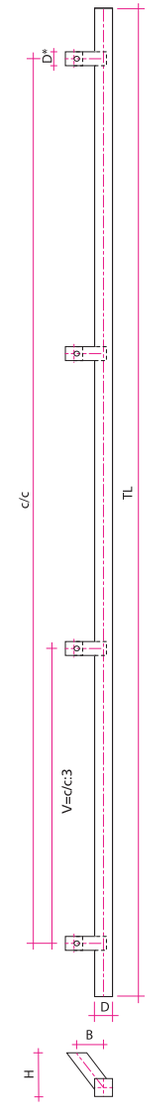

Stylish SQC4

CODE	D	D*	B	H	c/c	TL	b	b1
SQC4-1600/30	30x30	25x25	60	81	1600	1800	35	24
SQC4-1800/30	30x30	25x25	60	81	1800	2000	35	24
SQC4-2000/30	30x30	25x25	60	81	2000	2200	35	24
SQC4-2200/30	30x30	25x25	60	81	2200	2400	35	24
SQC4-2400/30	30x30	25x25	60	81	2400	2600	35	24

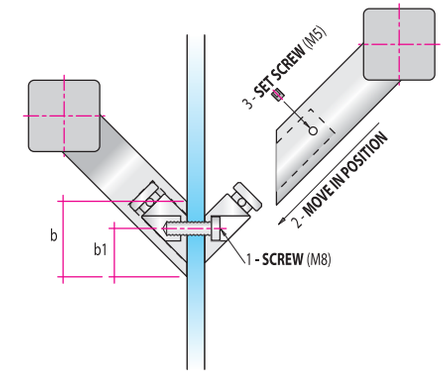

Stylish SQC fixing





Orders are possible with custom c/c and TL mm specification.

Stylish Wood

PREMIUM (on request)

Wood	Wood	Brass	Stainless steel AISI 316		Powder (ESD)
Brown	Black	Polished	Polished	Brushed	RAL

STANDARD

Wood	Stainless steel AISI 304	
Natural	Polished	Brushed

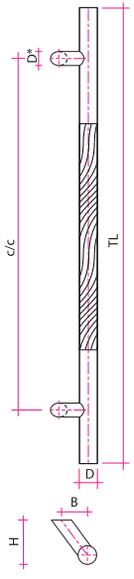

Stylish Wood PSC

CODE	D	D*	B	H	c/c	TL	b	b1
PSC-400/32	32	25	60	82	400	600	35	24
PSC-600/32	32	25	60	82	600	800	35	24
PSC-800/32	32	25	60	82	800	1000	35	24
PSC-600/38	38	30	63	88	600	800	42	27
PSC-800/38	38	30	63	88	800	1000	42	27
PSC-1000/38	38	30	63	88	1000	1200	42	27
PSC-1200/38	38	30	63	88	1200	1400	42	27
PSC-1800/50	50	30	67	98	1800	2000	42	27
PSC-2000/50	50	30	67	98	2000	2200	42	27
PSC-2200/50	50	30	67	98	2200	2400	42	27
PSC-2400/50	50	30	67	98	2400	2600	42	27

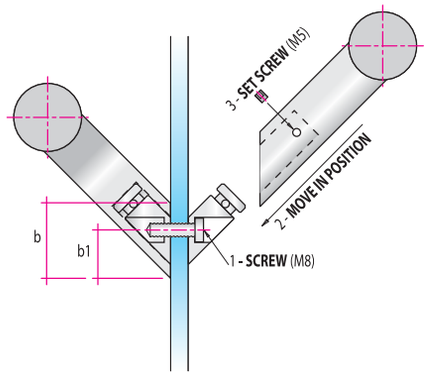

Stylish Wood PSC fixing

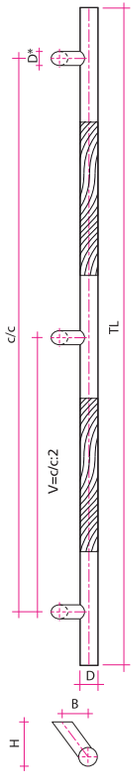

Stylish Wood PSC3

CODE	D	D*	B	H	c/c	TL	b	b1
PSC3-1000/32	32	25	60	82	1000	1200	35	24
PSC3-1200/32	32	25	60	82	1200	1400	35	24
PSC3-1400/32	32	25	60	82	1400	1600	35	24
PSC3-1600/32	32	25	60	82	1600	1800	35	24
PSC3-1200/38	38	30	63	88	1200	1400	42	27
PSC3-1400/38	38	30	63	88	1400	1600	42	27
PSC3-1600/38	38	30	63	88	1600	1800	42	27
PSC3-1800/38	38	30	63	88	1800	2000	42	27
PSC3-2000/38	38	30	63	88	2000	2200	42	27

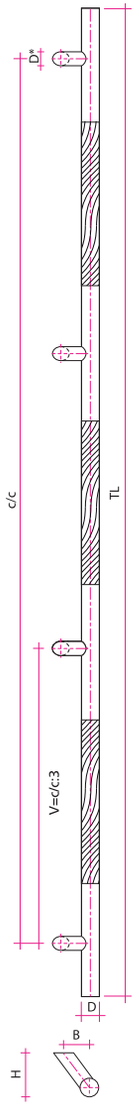

Stylish Wood PSC4

CODE	D	D*	B	H	c/c	TL	b	b1
PSC4-1600/32	32	25	60	82	1600	1800	35	24
PSC4-1800/32	32	25	60	82	1800	2000	35	24
PSC4-2000/32	32	25	60	82	2000	2200	35	24
PSC4-2200/32	32	25	60	82	2200	2400	35	24
PSC4-2400/32	32	25	60	82	2400	2600	35	24
PSC4-1800/38	38	30	63	88	1800	2000	42	27
PSC4-2000/38	38	30	63	88	2000	2200	42	27
PSC4-2200/38	38	30	63	88	2200	2400	42	27
PSC4-2400/38	38	30	63	88	2400	2600	42	27





Orders are possible with custom c/c and TL mm specification.

City

PREMIUM (on request)
Stainless steel AISI 316 Powder (ESD)
Polished Brushed RAL

STANDARD
Stainless steel AISI 304
Polished Brushed

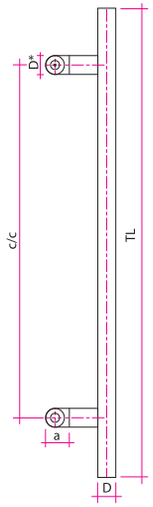

City SL

CODE	D	D*	B	H	a	c/c	TL
SL-600/32	32	35	90	82	40	600	800
SL-800/32	32	35	90	82	40	800	1000
SL-1000/32	32	35	90	82	40	1000	1200
SL-1200/32	32	35	90	82	40	1200	1400
SL-1400/32	32	35	90	82	40	1400	1600
SL-1600/32	32	35	90	82	40	1600	1800
SL-1800/32	32	35	90	82	40	1800	2000
SL-600/38	38	35	93	88	40	600	800
SL-800/38	38	35	93	88	40	800	1000
SL-1000/38	38	35	93	88	40	1000	1200
SL-1200/38	38	35	93	88	40	1200	1400
SL-1400/38	38	35	93	88	40	1400	1600
SL-1600/38	38	35	93	88	40	1600	1800
SL-1800/38	38	35	93	88	40	1800	2000
SL-2000/38	38	35	93	88	40	2000	2200
SL-2200/38	38	35	93	88	40	2200	2400

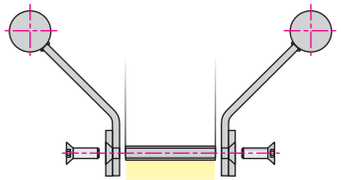

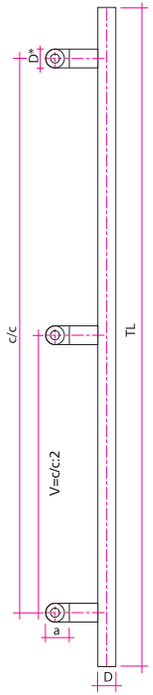

City SL3

CODE	D	D*	B	H	a	c/c	TL
SL3-1000/32	32	35	90	82	40	1000	1200
SL3-1200/32	32	35	90	82	40	1200	1400
SL3-1400/32	32	35	90	82	40	1400	1600
SL3-1600/32	32	35	90	82	40	1600	1800
SL3-1800/32	32	35	90	82	40	1800	2000
SL3-2000/32	32	35	90	82	40	2000	2200
SL3-2200/32	32	35	90	82	40	2200	2400
SL3-2400/32	32	35	90	82	40	2400	2600
SL3-1200/38	38	35	93	88	40	1200	1400
SL3-1400/38	38	35	93	88	40	1400	1600
SL3-1600/38	38	35	93	88	40	1600	1800
SL3-1800/38	38	35	93	88	40	1800	2000
SL3-2000/38	38	35	93	88	40	2000	2200
SL3-2200/38	38	35	93	88	40	2200	2400
SL3-2400/38	38	35	93	88	40	2400	2600

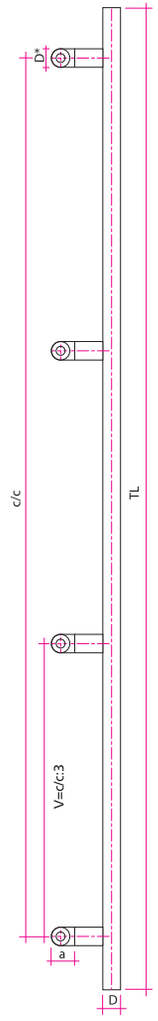

City SL4

CODE	D	D*	B	H	a	c/c	TL
SL4-1600/32	32	35	90	82	40	1600	1800
SL4-1800/32	32	35	90	82	40	1800	2000
SL4-2000/32	32	35	90	82	40	2000	2200
SL4-2200/32	32	35	90	82	40	2200	2400
SL4-2400/32	32	35	90	82	40	2400	2600
SL4-1600/38	38	35	93	88	40	1600	1800
SL4-1800/38	38	35	93	88	40	1800	2000
SL4-2000/38	38	35	93	88	40	2000	2200
SL4-2200/38	38	35	93	88	40	2200	2400
SL4-2400/38	38	35	93	88	40	2400	2600

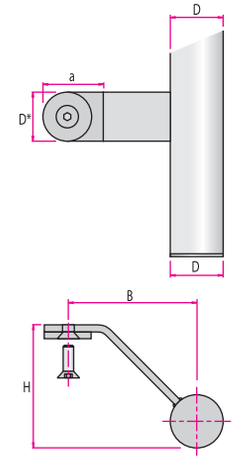





Orders are possible with custom c/c and TL mm specification.

City Wood

PREMIUM (on request)

Wood	Wood	Stainless steel AISI 316		Powder (ESD)
Brown	Black	Polished	Brushed	RAL

STANDARD

Wood	Stainless steel AISI 304	
Natural	Polished	Brushed

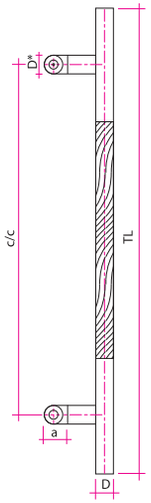

City Wood PSL

CODE	D	D*	B	H	a	c/c	TL
PSL-600/32	32	35	90	82	40	600	800
PSL-800/32	32	35	90	82	40	800	1000
PSL-600/38	38	35	93	88	40	600	800
PSL-800/38	38	35	93	88	40	800	1000
PSL-1000/38	38	35	93	88	40	1000	1200
PSL-1200/38	38	35	93	88	40	1200	1400
PSL-1800/50	50	35	99	100	40	1800	2000
PSL-2000/50	50	35	99	100	40	2000	2200
PSL-2200/50	50	35	99	100	40	2200	2400
PSL-2400/50	50	35	99	100	40	2400	2600

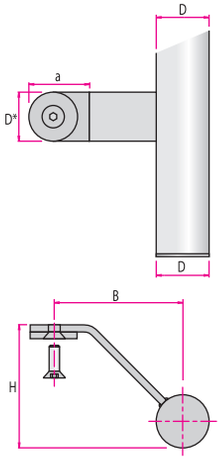



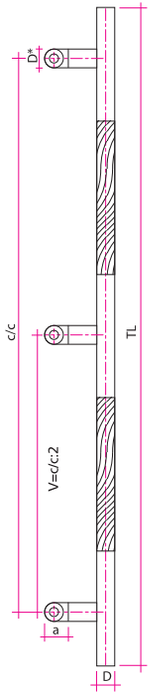

City Wood PSL3

CODE	D	D*	B	H	a	c/c	TL
PSL3-1000/32	32	35	90	82	40	1000	1200
PSL3-1200/32	32	35	90	82	40	1200	1400
PSL3-1400/32	32	35	90	82	40	1400	1600
PSL3-1600/32	32	35	90	82	40	1600	1800
PSL3-1800/32	32	35	90	82	40	1800	2000
PSL3-1200/38	38	35	93	88	40	1200	1400
PSL3-1400/38	38	35	93	88	40	1400	1600
PSL3-1600/38	38	35	93	88	40	1600	1800
PSL3-1800/38	38	35	93	88	40	1800	2000
PSL3-2000/38	38	35	93	88	40	2000	2200

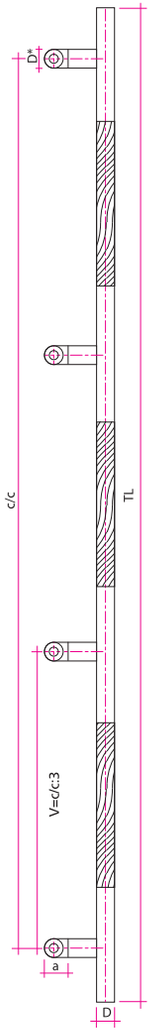

City Wood PSL4

CODE	D	D*	B	H	a	c/c	TL
PSL4-1600/32	32	35	90	82	40	1600	1800
PSL4-1800/32	32	35	90	82	40	1800	2000
PSL4-2000/32	32	35	90	82	40	2000	2200
PSL4-2200/32	32	35	90	82	40	2200	2400
PSL4-2400/32	32	35	90	82	40	2400	2600
PSL4-1600/38	38	35	93	88	40	1600	1800
PSL4-1800/38	38	35	93	88	40	1800	2000
PSL4-2000/38	38	35	93	88	40	2000	2200
PSL4-2200/38	38	35	93	88	40	2200	2400
PSL4-2400/38	38	35	93	88	40	2400	2600

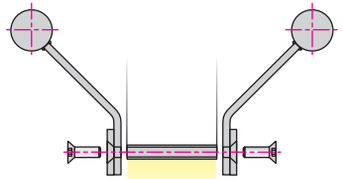



Orders are possible with custom c/c and TL mm specification.

City

PREMIUM (on request)
Stainless steel AISI 316 Powder (ESD)
Polished Brushed RAL

STANDARD
Stainless steel AISI 304
Polished Brushed

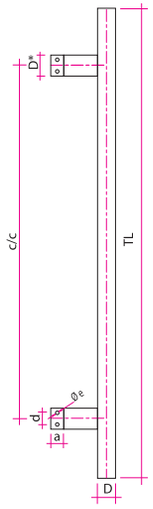

City SLK

CODE	D	D*	B	H	a	d	e	c/c	TL
SLK-600/32	32	40	80	82	25	22	6	600	800
SLK-800/32	32	40	80	82	25	22	6	800	1000
SLK-1000/32	32	40	80	82	25	22	6	1000	1200
SLK-1200/32	32	40	80	82	25	22	6	1200	1400
SLK-1400/32	32	40	80	82	25	22	6	1400	1600
SLK-1600/32	32	40	80	82	25	22	6	1600	1800
SLK-1800/32	32	40	80	82	25	22	6	1800	2000
SLK-600/38	38	40	83	88	25	22	6	600	800
SLK-800/38	38	40	83	88	25	22	6	800	1000
SLK-1000/38	38	40	83	88	25	22	6	1000	1200
SLK-1200/38	38	40	83	88	25	22	6	1200	1400
SLK-1400/38	38	40	83	88	25	22	6	1400	1600
SLK-1600/38	38	40	83	88	25	22	6	1600	1800
SLK-1800/38	38	40	83	88	25	22	6	1800	2000
SLK-2000/38	38	40	83	88	25	22	6	2000	2200
SLK-2200/38	38	40	83	88	25	22	6	2200	2400

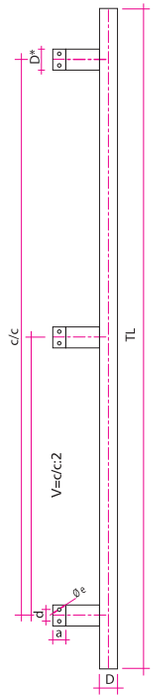

City SLK3

CODE	D	D*	B	H	a	d	e	c/c	TL
SLK3-1000/32	32	40	80	82	25	22	6	1000	1200
SLK3-1200/32	32	40	80	82	25	22	6	1200	1400
SLK3-1400/32	32	40	80	82	25	22	6	1400	1600
SLK3-1600/32	32	40	80	82	25	22	6	1600	1800
SLK3-1800/32	32	40	80	82	25	22	6	1800	2000
SLK3-2000/32	32	40	80	82	25	22	6	2000	2200
SLK3-2200/32	32	40	80	82	25	22	6	2200	2400
SLK3-2400/32	32	40	80	82	25	22	6	2400	2600
SLK3-1200/38	38	40	83	88	25	22	6	1200	1400
SLK3-1400/38	38	40	83	88	25	22	6	1400	1600
SLK3-1600/38	38	40	83	88	25	22	6	1600	1800
SLK3-1800/38	38	40	83	88	25	22	6	1800	2000
SLK3-2000/38	38	40	83	88	25	22	6	2000	2200
SLK3-2200/38	38	40	83	88	25	22	6	2200	2400
SLK3-2400/38	38	40	83	88	25	22	6	2400	2600

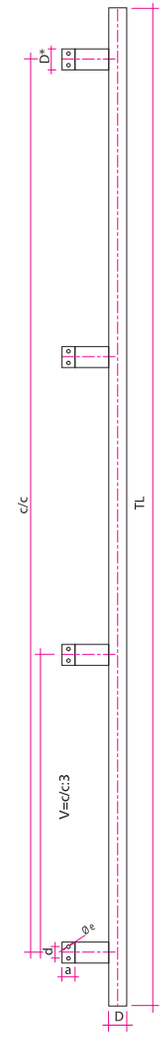

City SLK4

CODE	D	D*	B	H	a	d	e	c/c	TL
SLK4-1600/32	32	40	80	82	25	22	6	1600	1800
SLK4-1800/32	32	40	80	82	25	22	6	1800	2000
SLK4-2000/32	32	40	80	82	25	22	6	2000	2200
SLK4-2200/32	32	40	80	82	25	22	6	2200	2400
SLK4-2400/32	32	40	80	82	25	22	6	2400	2600
SLK4-1600/38	38	40	83	88	25	22	6	1600	1800
SLK4-1800/38	38	40	83	88	25	22	6	1800	2000
SLK4-2000/38	38	40	83	88	25	22	6	2000	2200
SLK4-2200/38	38	40	83	88	25	22	6	2200	2400
SLK4-2400/38	38	40	83	88	25	22	6	2400	2600

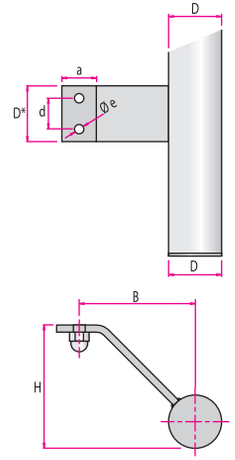





Orders are possible with custom c/c and TL mm specification.

City Wood

PREMIUM (on request)

Wood	Wood	Stainless steel AISI 316		Powder (ESD)
Brown	Black	Polished	Brushed	RAL

STANDARD

Wood	Stainless steel AISI 304	
Natural	Polished	Brushed

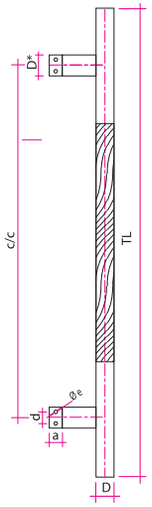

City Wood PSLK

CODE	D	D*	B	H	a	d	e	c/c	TL
PSLK-600/32	32	40	80	82	25	22	6	600	800
PSLK-800/32	32	40	80	82	25	22	6	800	1000
PSLK-600/38	38	40	83	88	25	22	6	600	800
PSLK-800/38	38	40	83	88	25	22	6	800	1000
PSLK-1000/38	38	40	83	88	25	22	6	1000	1200
PSLK-1200/38	38	40	83	88	25	22	6	1200	1400
PSLK-1800/50	50	40	89	100	25	22	6	1800	2000
PSLK-2000/50	50	40	89	100	25	22	6	2000	2200
PSLK-2000/50	50	40	89	100	25	22	6	2000	2200
PSLK-2200/50	50	40	89	100	25	22	6	2200	2400
PSLK-2400/50	50	40	89	100	25	22	6	2400	2600

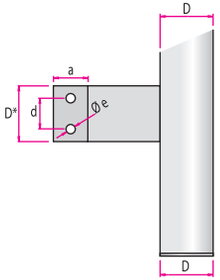



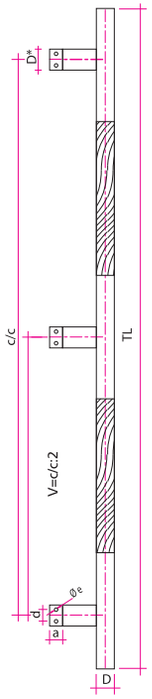

City Wood PSLK3

CODE	D	D*	B	H	a	d	e	c/c	TL
PSLK3-1000/32	32	40	80	82	25	22	6	1000	1200
PSLK3-1200/32	32	40	80	82	25	22	6	1200	1400
PSLK3-1400/32	32	40	80	82	25	22	6	1400	1600
PSLK3-1600/32	32	40	80	82	25	22	6	1600	1800
PSLK3-1800/32	32	40	80	82	25	22	6	1800	2000
PSLK3-1200/38	38	40	83	88	25	22	6	1200	1400
PSLK3-1400/38	38	40	83	88	25	22	6	1400	1600
PSLK3-1600/38	38	40	83	88	25	22	6	1600	1800
PSLK3-1800/38	38	40	83	88	25	22	6	1800	2000
PSLK3-2000/38	38	40	83	88	25	22	6	2000	2200

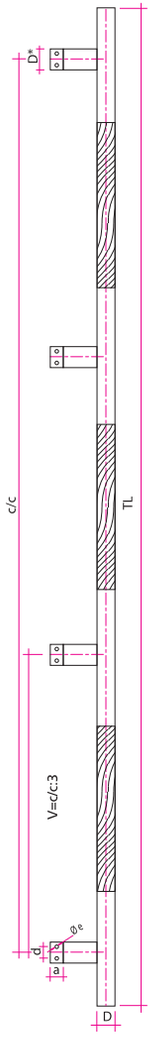

City Wood PSLK4

CODE	D	D*	B	H	a	d	e	c/c	TL
PSLK4-1600/32	32	40	80	82	25	22	6	1600	1800
PSLK4-1800/32	32	40	80	82	25	22	6	1800	2000
PSLK4-2000/32	32	40	80	82	25	22	6	2000	2200
PSLK4-2200/32	32	40	80	82	25	22	6	2200	2400
PSLK4-2400/32	32	40	80	82	25	22	6	2400	2600
PSLK4-1600/38	38	40	83	88	25	22	6	1600	1800
PSLK4-1800/38	38	40	83	88	25	22	6	1800	2000
PSLK4-2000/38	38	40	83	88	25	22	6	2000	2200
PSLK4-2200/38	38	40	83	88	25	22	6	2200	2400
PSLK4-2400/38	38	40	83	88	25	22	6	2400	2600



Orders are possible with custom c/c and TL mm specification.

Majestic

PREMIUM (on request)

Wood	Wood	Stainless steel AISI 316		Powder (ESD)
Brown	Black	Polished	Brushed	RAL

STANDARD

Wood	Stainless steel AISI 304	
Natural	Polished	Brushed

Majestic PRLF

CODE	D	H	c/c	TL	a	b	c	d	e
PRLF-2000/50	50	100	2000	2040	40	60	20	35	8
PRLF-2200/50	50	100	2200	2240	40	60	20	35	8
PRLF-2400/50	50	100	2400	2440	40	60	20	35	8

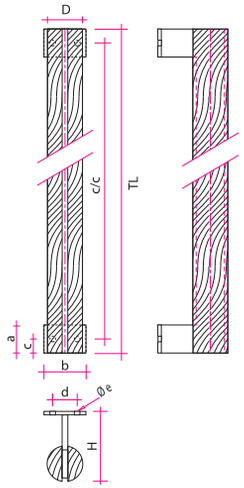



Majestic PQLF

CODE	W	P	H	c/c	TL	a	b	c	d	e
PQLF-2000/50	50	50	100	2000	2040	40	60	20	35	8
PQLF-2200/50	50	50	100	2200	2240	40	60	20	35	8
PQLF-2400/50	50	50	100	2400	2440	40	60	20	35	8

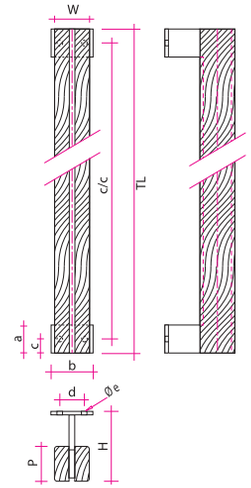



Orders are possible with custom c/c and TL mm specification.

Majestic

PREMIUM (on request)

Wood	Wood	Stainless steel AISI 316		Powder (ESD)
Brown	Black	Polished	Brushed	RAL

STANDARD

Wood	Stainless steel AISI 304	
Natural	Polished	Brushed

Majestic PRLS

CODE	D	D*	H	c/c	TL
PRLS-2000/50	50	30	90	2000	2040
PRLS-2200/50	50	30	90	2200	2240
PRLS-2400/50	50	30	90	2400	2440

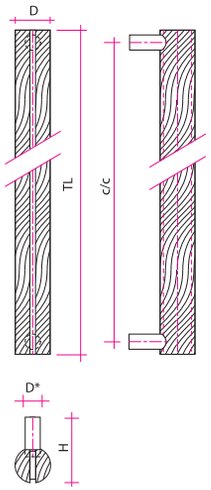



Majestic PQLS

CODE	W	P	D*	H	c/c	TL
PQLS-2000/50	50	50	30	90	2000	2040
PQLS-2200/50	50	50	30	90	2200	2240
PQLS-2400/50	50	50	30	90	2400	2440

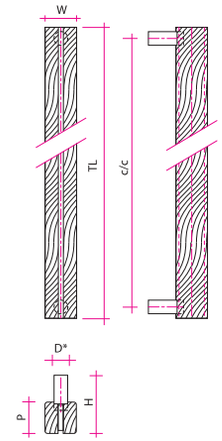



Orders are possible with custom c/c and TL mm specification.

See page 30 for FIXING options.

Depending on the choice of fixing nut, the h-height of the fixing nut is added to the H-height of the handle.

Materials

MATERIALS & OPERATING CONDITIONS

Selecting the appropriate material and surface finish is essential to ensure long-term durability and performance across different application environments. Operating conditions vary significantly between interior spaces, standard exterior doors, and aggressive exposure zones such as swimming pool facilities or coastal locations.

Stainless Steel Selection

Diamantek manufactures high-grade stainless steel door handles engineered for exceptional longevity. Our standard material of choice is AISI 304 stainless steel, containing 18% chromium and 8–9% nickel. This alloy delivers reliable corrosion resistance under normal atmospheric conditions and standard indoor or outdoor fresh water exposure.

High-Resistance Alloys (AISI 316)

For aggressive operating conditions – such as chlorinated swimming pool rooms, saline coastal air, or acidic environments – we utilize AISI 316 stainless steel. Enhanced with molybdenum, AISI 316 provides superior resistance against pitting and chemical corrosion.

Protective Oxide Layer

Stainless steel owes its corrosion resistance to chromium, which accounts for at least 12% of the alloy's mass. Chromium reacts with atmospheric oxygen to form an invisible, microscopic chromium oxide film on the metal surface. If scratched, this protective layer regenerates naturally upon exposure to oxygen. To ensure maximum initial durability, all handles undergo a factory passivating treatment prior to shipment.

Preventing Surface Contamination

Although stainless steel is inherently corrosion-resistant, surface discoloration or patches of rust can occur under specific circumstances:

- **Exceeding Grade Limits**: Exposing AISI 304 steel to aggressive environments containing heavy chemical pollution or salt spray.
- **Tool Dust Contamination**: Installation tools shedding carbon steel particles or abrasive dust onto the handle surface during fitting.
- **Improper Fasteners**: Utilizing non-stainless or carbon steel bolts and mounting components.
- **Galvanic Contact**: Direct contact between stainless steel and carbon steel parts in damp or moist conditions.
- **Harsh Chemical Residue**: Allowing residues of strong chlorine or acidic cleaning products to remain on the metal surface.

Maintenance

BRASS, WOOD & CARE GUIDELINES

Architectural Brass

Upon special request, select door handles are crafted from CuZn37 brass, suitable for both interior and exterior installations. Supplied with a polished surface, brass oxidizes and patinates evenly over time. This natural patination occurs more rapidly outdoors, acquiring an attractive aged patina.

Wooden Handles & Components

Wooden handles and timber details are crafted from premium hardwoods protected by multi-layer water-borne coatings (Teknos HELO AQUA). Wooden handles are designed specifically for indoor use. Outdoor installation is at the Buyer's own risk, as UV radiation, moisture, and temperature fluctuations can cause timber deformation or finish breakdown.

Varnish Refinishing (Teknos HELO AQUA)

For periodic restoration of varnished wooden handle components:

- Remove loose dust and dirt from the wood surface using RENSA SUPER cleaner.
- Treat bare or damaged timber with WOODEX AQUA BASE priming oil; allow to dry for 8 hours.
- Apply HELO AQUA 80 varnish to damaged spots; dry for 2 hours.
- Apply 1–2 final coats of semi-matt (HELO AQUA 20) or semi-gloss (HELO AQUA 40) varnish, allowing 2 hours drying time between coats.

Sauna Handle Oiling (Osmo 420)

Wooden handles intended for saunas are finished with natural Osmo 420 oil. This biocide-free finish allows the timber to breathe, enhances water resistance, and prevents greying. For maintenance, clean with Osmo Wash and Care concentrate, apply a liberal coat of Osmo 420 oil, and wipe away all excess oil after a few minutes.

ROUTINE CARE & MAINTENANCE

Regular Cleaning Routine

To preserve the original appearance and functionality of stainless steel handles:

Weekly Cleaning: Wipe away dust and dirt regularly using a soft cloth or sponge moistened with warm water and a few drops of neutral liquid soap.

Avoid Abrasives: Never use harsh detergents, steel wool, or abrasive pads that could scratch the surface.

Rinse & Dry: Always rinse thoroughly with clean water and dry immediately with a soft towel to prevent water spots and mineral stains.

Heavy Stain & Rust Removal

For stubborn stains or light surface rust, use a specialized acidic steel cleaner (e.g., Clinex Gastro Steel). Apply the ready-to-use solution directly, wipe clean, rinse thoroughly with fresh water, and dry completely. Always wear protective rubber gloves and follow safety instructions during chemical application.

ORDER SPECIFICATION CODE

Based on the code system here you should be able to specify the handle type, material and finish, and the type of fixing nut you would like suiting to door thickness. **Please specify in a similar way to the following example:**

Double-sided door handle (pair)
Sample code specification:

c/c D FIXING
K4-600/25BM5
CODE | FINISH METAL | s CODE DOOR THICKNESS

Single-sided door handle (piece)
Sample code specification:

c/c D FIXING 1 SIDE OPTION
K4-600/25BM5#
CODE | FINISH METAL | s CODE DOOR THICKNESS



Single-sided handles (pieces)

= **Fixing guide,** not through door
**Fixing guide,** through door

METAL & FINISH

Please specify metal or wood finish.

B Brushed Stainless Steel



P Polished Stainless Steel



RAL Powder coating (ESD)



C Polished Brass CuZn



Wood Natural Wood BrownWood Black



FIXING

Handles are available with a variety of round or hexagonal fixing nuts.

Please specify M, V, S, O, K, X, A fixing, based on the table of fixing nuts shown here.

If M, V fixing, **please specify for Right Hand** RH or **Left Hand** LH opening doors.



D/D*	16	19	20	25	30	32	38
Ø	16	19	20	25	30	32	38



D/D*	16	19	20	25	30	32	38
Ø	19	22	23	28	33	35	41



D/D*	20	25	30	32	38
Ø	25	30	35	39	45



D/D*	16	19	20	25	30	32	38
Ø	20	23	24	29	34	36	42



D/D*	16	19	20	25	30	32	38
Ø	30	34	35	39	45	47	53



D/D*	19	20	25
Ø	28	28	34



D/D*	20	25	30	32	38
Ø	20	25	30	32	38

Depending on the choice of fixing nut, the h-height of the fixing nut is added to the H-height of the handle.

DOOR THICKNESS s min. 5 mm

Please specify length of fixing bolt using the s CODE based on the thickness of the door. Handles are suitable for doors or **all** materials.

s DOOR THICKNESS	s CODE
5 – 25 mm	1
25 – 40 mm	2
40 – 55 mm	3
55 – 70 mm	4
70 – 85 mm	5
85 – 100 mm	6

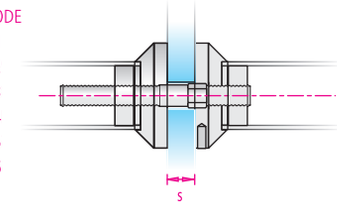

FLANGE FIXING

Flange F, FD

Double-sided door handle (pair) Sample code specification:

c/c D FIXING
K4-600/25BFDN mm
CODE | FINISH METAL | DOOR THICKNESS

Single-sided door handle (piece) Sample code specification:

c/c D FIXING 1 SIDE OPTION
K4-600/25BFDN=
CODE | FINISH METAL

N (Nut) Flange nut
H (Hidden) Flange screw



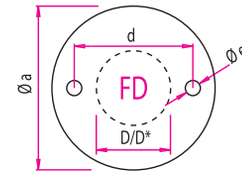

D/D*	19	20	25	30	32	38
Ø a	45	45	55	60	60	70
d	32	32	40	47	47	54
e	6	6	6	6	6	6



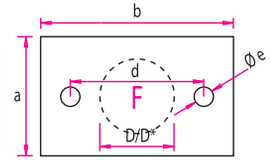

D/D*	19	20	25
a	30	30	40
b	55	55	65
d	40	40	45
e	6	6	6



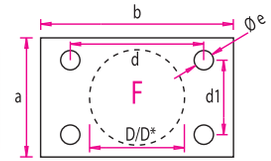

D/D*	30	32
a	40	40
b	65	65
d	45	45
d1	25	25
e	6	6

Fixing guides

Opening diameter drilled for fixing bolt: Glass door = 12 mm. Doors of all other materials = 8 mm.
If not M, V, S, O, K, X or A fixing, then opening diameter drilled should be made to suit the fixing bolt.

M or V fixing

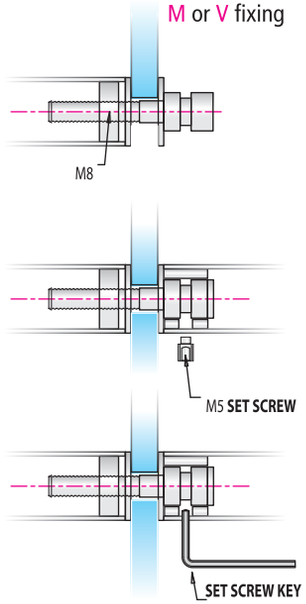

Double-sided handles (pair)

M, V Fixing guide

1. Start installation by turning the bolt to fix the external handle to the door.
2. Align the inside handle to allow bolt head to be inserted.
3. Push the inside handle against the door and turn the **set screw** steadily clockwise using the **set screw key.**

S, O, K, X or A fixing

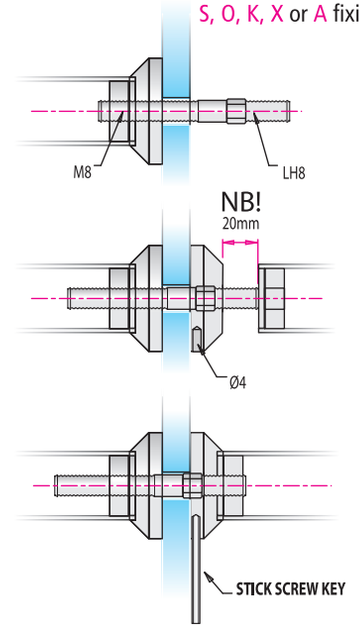

Double-sided handles (pair)

S, O, K, X, A Fixing guide

1. Start installation by turning the bolt to fix the external handle to the door.
2. The bolt with the nut (six-facet) must remain inside of the door.
3. Twist the bolt so far that it remains 20 mm out from the outer side of the nut.
4. The inside door handle has a left handed thread which attaches to the bolt. Using the **stick screw key** turn the fixing nut steadily clockwise until it is tight.

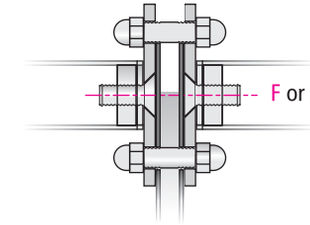

F or FD **FLANGE FIXING**

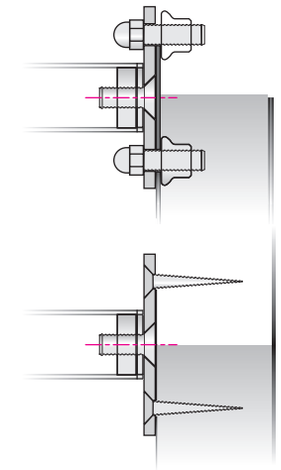

Please note: Inside door fixing detail Thread Nuts or Furniture Nuts are not supplied by Diamantek. These should be supplied by the door manufacturer.

M or V fixing, single-sided, **set screw**
= Not through door

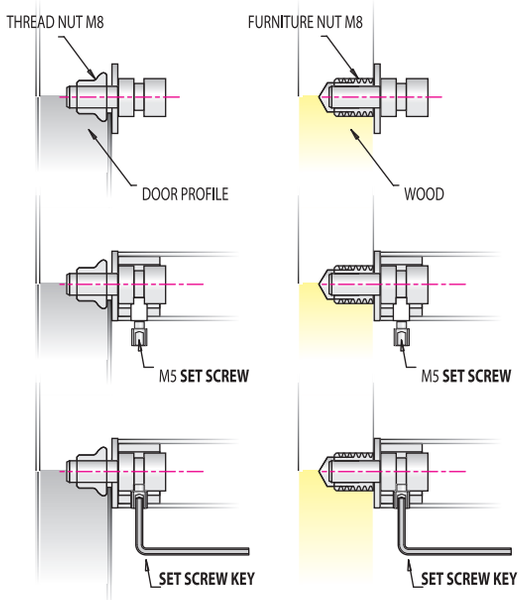

Single-sided handles (pieces)

Set screw, Fixing guide

1. Start installation by turning the bolt tightly into the thread nut or furniture nut in the door.
2. Align the door handle with the bolts.
3. Push the handle against the door and turn the **set screw** steadily clockwise using the **set screw key.**

Note: the furniture nut M8 or the thread nut M8 are **not supplied** with the handles.

S, O, K, X or A fixing, single-sided, **stick screw**
= Not through door

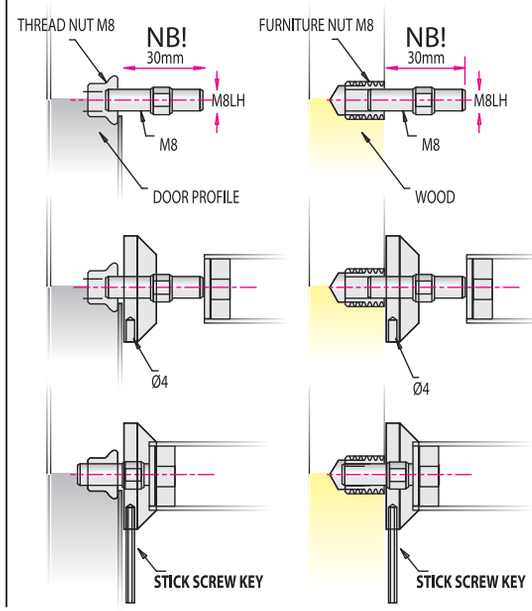

Single-sided handles (pieces)

Stick screw, Fixing guide

NB! In the case of the headless bolt M8, the bolt should be screwed in so that it remains protruding by 30mm.

1. Align the door handle with the bolts.
2. Push the handle against the door.
3. The door handle has a left handed thread which attaches to the bolt. Using the **stick screw key** turn the fixing nut steadily clockwise until it is tight.

Note: the furniture nut M8 or the thread nut M8 are **not supplied** with the handles.

M, V, S, O, K, X or A fixing
Through door

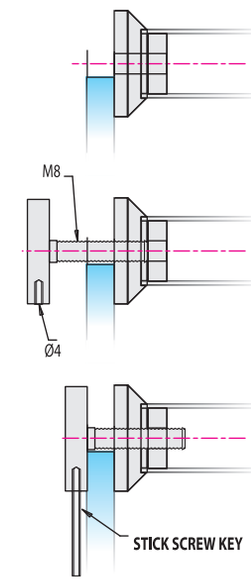

Single-sided handles (pieces)

Fixing guide

1. Align the door handle with drilled holes.
2. Place bolts to align with handle.
3. The door handle has a right handed thread which attaches to the bolt. Using the **stick screw key** turn the fixing nut steadily clockwise until it is tight.

QUALITY ASSURANCE

Diamantek offers you a commitment to excellent workmanship with attention to detail and precision manufacturing. Since the year 2000, we have been steadily expanding our range of handle shapes, styles and materials.

The pull handles are fully reliable in the absorption of pressure and tension forces and fixing systems have been well tested.

Installation is easy with standard drilling and screwing techniques.

SPECIAL ORDERS

In addition to the products in this catalogue, non-standard and custom pull handles are also available to meet clients special requirements.

DIAMANTEK
DOOR HANDLE FACTORY

Diamantek Ltd.
Savimäe 4, Vahi alevik,
Tartumaa 60534, Estonia
Tel +372 736 2682
diamantek@diamantek.ee
www.diamantek.ee

